

ROTTLER

P69AHD OPTIONAL EQUIPMENT PARTS MANUAL



ORDERING PROCEDURE

Contact your regional Rottler sales rep for assistance in ordering optional equipment, replacement parts, or tooling.

If you are unable to contact your regional Rottler sales rep, call the factory at 253-872-7050 and ask to speak to the parts sales specialists.

Have the following information handy to expedite the ordering process:

1. Your name, business name, and contact number
2. Customer number
3. If you don't have a customer number, your billing address
4. Shipping address if different from billing address
5. Machine model and serial number
6. Part number and description of what you want to order
7. Preferred method of shipment

You may also contact us via e-mail with the above information. Send e-mail requests to: parts@rottlermfg.com

In some cases you may be requested to send a photo of the part you are ordering if it is a replacement part, or doesn't appear in the database.

If you are unsure which part you need to order, contact our service department and ask to speak to one of our service consultants. They will assist you in determining which part you require.

THERE IS A MINIMUM ORDER OF \$25.00



P69AHD OPTIONAL EQUIPMENT PARTS MANUAL

Contents

Optional Digitizing and Probing System	1
APD-PROBE4 Components	1
Optional 4th Axis Fixture for Cylinder Heads and Engine Blocks	2
5537 Automatic 4th Axis Fixture Headstock Parts	2
5537 Automatic 4th Axis Fixture Tailstock Parts	4
Cylinder Head Digitizing and Porting Fixture Plates:	6
PFIX-SBC Porting Fixture Parts	6
PFIX-BBC Porting Fixture Parts	7
PFIX-LS1 Porting Fixture Parts	8
PFIX-SBF Porting Fixture Parts	9
PFIX-BBF Porting Fixture Parts	10
PFIX-BBF1 Porting Fixture Parts	11
PFIX-FORD1 Porting Fixture Parts	12
PFIX- FORD2 Porting Fixture Parts	13
PFIX-PRO1 Porting Fixture Parts	14
PFIX-PRO2 Porting Fixture Parts	15
PFIX-PRO3 Porting Fixture Parts	16
PFIX-PRO4 Porting Fixture Parts	17
PFIX-PRO5 Porting Fixture Parts	18
PFIX-BUICK Porting Fixture Parts	19
PFIX-SBM Porting Fixture Parts	20
PFIX-BBM Porting Fixture Parts	21
PFIX-PONT Porting Fixture Parts	22
PFIX-FORD1 Porting Fixture - Ford (Modular)	23



PFIX-HEMI Porting Fixture Parts..... 24

PFIX-ASTON Porting Fixture Parts 25

PFIX-CYCLE Porting Fixture Parts..... 26

PFIX-CYCLE1 Porting Fixture Parts..... 27

PFIX-CYCLE3 Porting Fixture Parts..... 28

PFIX-CYCLE5 Porting Fixture Parts..... 29

PFIX-CYCLE6 Porting Fixture Parts..... 29

PFIX-CYCLE7 Porting Fixture Parts..... 29

PFIX-CYCLE10 Porting Fixture Parts..... 30

PFIX-CYCLE11 Porting Fixture Parts..... 31

PFIX-DSL1 Porting Fixture Parts..... 32

PFIX-DSL2 Porting Fixture Parts..... 33

PFIX-DSL3 Porting Fixture Parts..... 34

PFIX-DSL4 Porting Fixture Parts..... 35

PFIX-DSL5 Porting Fixture Parts..... 36

PFIX-DSL6 Porting Fixture Parts..... 37

PFIX-DSL7 Porting Fixture Parts..... 38

PFIX-VIPER Porting Fixture Parts 39

PFIX-PORSCHE Porting Fixture Parts 40

5536 Porting Fixture Parts 41

5517B Universal Semi-finished Fixture Plate Parts..... 42

5517S Universal Semi-finished Fixture Plate Parts..... 43

650-2-44 Spindle Adapter CAT 40 for 650-2-9B Universal Chuck..... 44

650-2-9B Universal Chuck requires 650-2-44 Spindle Adapter 44

5517F Universal T Slot Table Parts 45

7209M Leveling Table Sections 46

Base Assembly Section Parts 47

Left/ Right Tilt Assembly Section Parts..... 48

Tensioner Assembly Section Parts..... 49

Tilt Clamp Assembly Section Parts 50

Front/Rear Tilt Assembly Section Parts 51

Table Assembly Section Parts..... 52

Air Hose Diagram	52
11115 Parallels	53
7152A Dual Axis Level Assembly Parts.....	53
5531 Automatic Tool Changer Parts (Left Hand)	54
5532 Automatic Tool Changer Parts (Right Hand).....	56
650-2-8E Surfacing Cutterhead Parts	58
6303B CBN Insert	59
6303M PCD Insert	59
6303K Coated Carbide Insert.....	59
6303S CBN Insert.....	59
6303U CBN Round Insert.....	59
Porting Tool Holders	60
PTH-250-CAT40 Parts.....	60
PTH-500-CAT40 Parts.....	60
PTH-625-CAT40 Parts.....	60
Combustion Chamber Tooling	61
EM-250 1/4" (19.05mm) Ballnose End Mill.....	61
Porting Tools.....	61
PT500-250-54.....	61
PT500-250-60.....	61
PT500-375-60.....	61
PT625-375-54.....	61
PT625-375-60.....	62
PT625-375-64.....	62
PT625-375-65.....	62
PT625-375-70.....	62
PT625-375-75.....	62
PT625-750-68.....	62
Porting Tools for Cast Iron	63



PT500-250-54CI 63

PT500-250-60CI 63

PT500-375-60CI 63

PT625-375-54CI 63

PT625-375-60CI 63

PT625-375-64CI 64

PT625-375-65CI 64

PT625-375-70CI 64

PT625-750-68CI 64

Porting Tools for Ductile Iron 65

PT625-375-65DI 65

PT625-500-65DI 65

DYNA-KOOL 65

Boring/Sleeving/Chamfering/O-Ring Tooling 66

650-2-1D Cutterhead Package Components 66

650-2-1E Cutterhead Assembly Parts 67

900-2-19 Micrometer Parts 68

6801 Series Insert Holder Parts 68

650-2-14B Cutterhead Package Components 69

650-2-14C Cutterhead Parts 70

900-2-20 Micrometer Parts 71

6593 Series Insert Holder Parts 71

6520 Series Tool Holder Parts 71

6260L Insert Cartridge Parts 72

6260W Insert Cartridge Parts 72

6598M Insert Cartridge Parts 72

650-2-14F Cutterhead Package Components 73

650-2-14G Cutterhead Parts 74

900-2-20 Micrometer Parts 75

6593 Series Insert Holder Parts 75



6520 Series Tool Holder Parts 75

6260L Insert Cartridge Parts..... 76

6260W Insert Cartridge Parts 76

6598M Insert Cartridge Parts..... 76

650-2-16D 1.400” (35.5mm) Spacer 76

Miscellaneous Tooling for 650-2-14B&F Cutterheads..... 77

501-29-6K PCD Tipped Triangular Insert..... 77

6513J Tool bit, Brazed Carbide 77

6513L Tool bit, Brazed Carbide 77

6513N Tool bit, Brazed Carbide..... 77

6513P Tool bit, Brazed Carbide 77

6513Q Tool bit, Brazed Carbide..... 77

6747K Cartridge Assembly Parts 77

6747P Cartridge Assembly Parts 78

6747G Cartridge Assembly Parts 78

6747F Cartridge Assembly Parts 78

6747M Cartridge Assembly Parts..... 78

6747H Cartridge Assembly Parts 78

6593 Series Cartridge Assembly Parts..... 79

Inserts..... 79

RT211 Insert, Triangular..... 79

RT212 Insert, Triangular..... 79

RT321 Insert, Triangular..... 79

RT322 Insert, Triangular..... 79

RT321F Insert, Triangular 79

RT322F Insert, Triangular 79

RS322 Insert, Square..... 79

6303B CBN Insert, Round..... 79

650-2-8E Surfacing Flycutter Parts 80

6303M PCD Insert, Round..... 81



6303K Coated Carbide Insert, Round 81

6303S CBN Insert, Round 81

650-2-60N Setting Fixture for 650-2-60B Lifter Tooling Package Components 81

650-2-60B Lifter Bore Tooling Kit Components 82

Tooling for Stroker Clearancing/Notching 83

650-2-45H Roughing End Mill 83

650-2-44A End Mill Adapter Parts 83

650-2-53 Splayed 4 Bolt Main Cap Machining Tooling Package Components 84

Main Line Bore Tooling 85

6753QX Main Line Bore 90 Degree Right Angle Drive Assembly Parts 85

650-2-38GX Special Belt Drive 90 Degree Right Angle Drive Assembly Parts 85

650-2-39B Cutterhead Package Components 86

6801 Series Insert Holder Parts 86

650-2-39F Cutterhead Parts 87

900-2-19 Micrometer Parts 87

650-2-39C Cutterhead Package Components 88

650-2-39G Cutterhead Parts 89

900-2-19 Micrometer Parts 89

Special Main Line Boring Thrust Facing Tooling 90

6801M Indexable Insert Tool Holder Parts 90

501-29-6G Insert, Triangular 90

501-29-6H Insert Screw 90

6801P Indexable Insert Tool Holder Parts 91

Special Main Line Boring Chamfering Tooling 91

199-90 Tool holder Parts 91


199-96 Tool holder Parts 91

501-33E Tool bit, 45-Degree Chamfer 91

650-3-56 Line Bore Pivot Table Parts 92

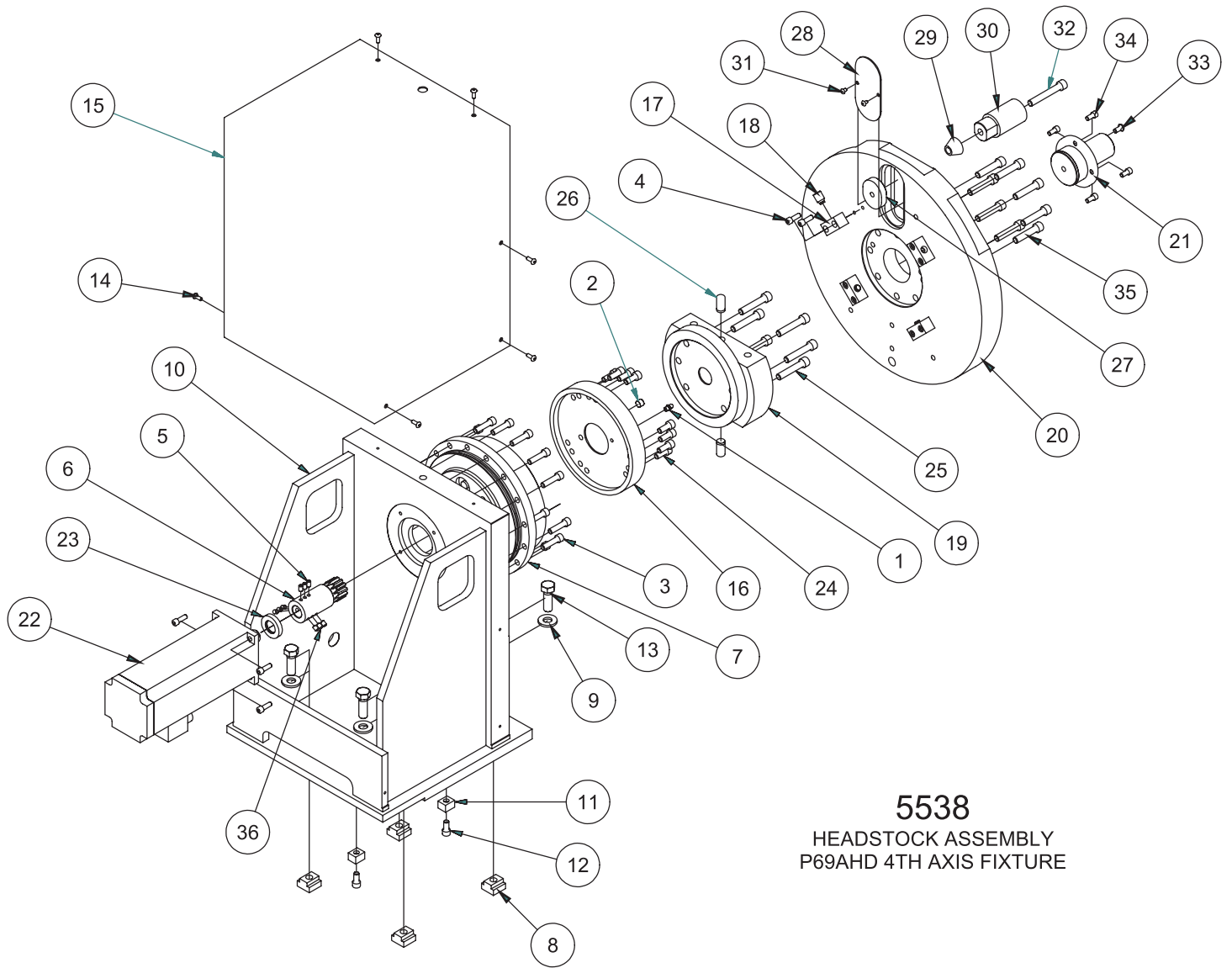
Optional Digitizing and Probing System

APD-PROBE4 Components



Optional 4th Axis Fixture for Cylinder Heads and Engine Blocks

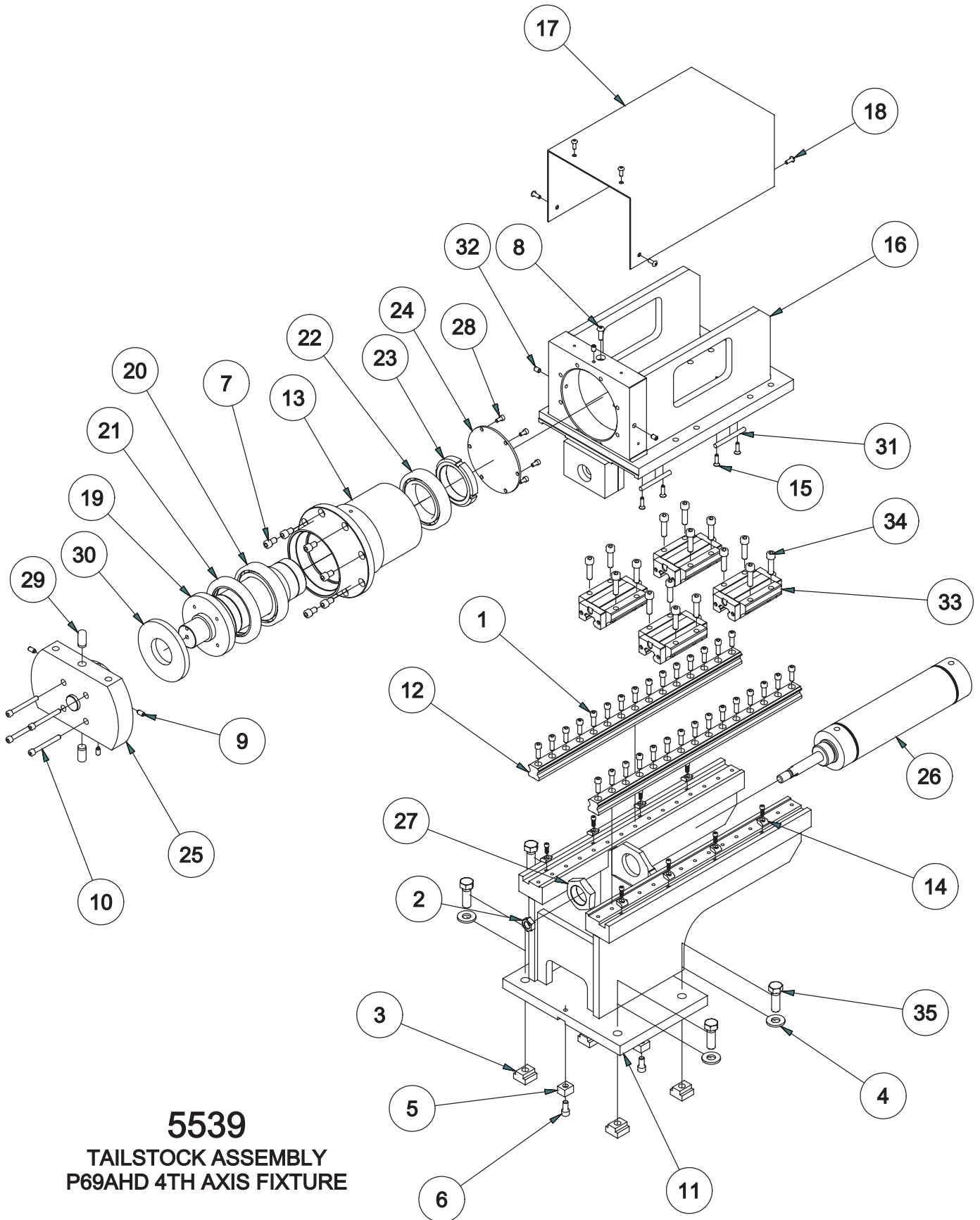
5537 Automatic 4th Axis Fixture Headstock Parts



5538
HEADSTOCK ASSEMBLY
P69AHD 4TH AXIS FIXTURE

5538 HEADSTOCK ASSEMBLY - P69AHD 4TH AXIS FIXTURE			
ITEM	QTY	PART NUMBER	DESCRIPTION
1	1	MF-189	STRAIGHT GREASE FITTING
2	1	MF-233	Countersunk Hex-Head Plug 1/8
3	16	MF-24	S.H.C.S.5/16 - 18 UNC - 1 1/4
4	12	MF-14	S.H.C.S.1/4 - 20 UNC - 3/4
5	3	5538L	M6x1 x 10MM LG. FLAT POINT SET SCREW
6	1	5538B	INPUT GEAR, RV80E GEARBOX, P69AHD 4TH AXIS FIXTURE
7	1	5538A	GEAR REDUCTION, HEADSTOCK
8	4	650-3-10	TN-5 T-Nut
9	4	100-19A	Hardened washer 17/32 I.D.
10	1	5538C	HEADSTOCK HOUSING (MACHINING) P69AHD 4TH AXIS
11	2	650-3-9	Key
12	2	MF-21	S.H.C.S.5/16 - 18 UNC - 5/8
13	4	MF-150A	1/2-13UNC x 1-1/2" LONG HEX BOLT
14	8	MF-88A	Socket Button Head10 - 24 x 1/2
15	1	5538E	COVER, HEADSTOCK - P69AHD 4TH AXIS
16	1	5538F	SUB PLATE, HEADSTOCK - P69AHD 4TH AXIS FIXTURE
17	4	650-3-93	PUSHER BLOCK, FACEPLATE - 4TH AXIS FIXTURE
18	4	6310L	1/2-13UNC x 5/8" LONG SET SCREW, BRASS TIPPED
19	1	5538G	PORTING MOUNT, HEADSTOCK - P69AHD 4TH AXIS FIXTURE
20	1	5538H	FACEPLATE (MACHINING), BLOCK MOUNT, HEADSTOCK - P69AHD 4TH AXIS FIXTURE
21	1	5538J	PINION, FACEPLATE, HEADSTOCK - P69AHD 4TH AXIS FIXTURE
22	1	650-3-93B	SERVO MOTOR, TILT - HEAD PORTING FIXTURE - F60
23	1	650-3-61N	OIL SEAL
24	12	650-4-27	M8x1.25 x 20
25	6	MF-34	S.H.C.S.3/8 - 16 UNC - 2
26	2	MF-213B	1/2 x 1 Dowel Pin
27	1	650-3-62V	NUT, EXPANDING CAM LOCATOR - AUTO PERFORMANCE FIXTURE
28	1	650-3-62G	COVER, CAM LOCATOR NUT - AUTO PERFORMANCE FIXTURE
29	1	650-3-70D	CONE WASHER, EXPANDING CAM LOCATOR - AUTO PERFORMANCE FIXTURE
30	1	650-3-62D	CAM LOCATION SET-UP TOOL - AUTO PERFORMANCE FIXTURE
31	2	MF-86	8-32UNC x 1/4" LG. SOCKET BUTTONHEAD SCREW
32	1	MF-36	3/8-16UNC x 2-1/2" LG. S.H.C.S.
33	1	MF-90	Socket Button Head1/4 - 20 x 1/2
34	4	MF-12	S.H.C.S.1/4 - 20 UNC - 1/2
35	8	MF-33A	3/8-16UNC x 1-3/4" LG. S.H.C.S.
36	6	5538K	M6x1 x 8MM LG. FLAT POINT SET SCREW

5537 Automatic 4th Axis Fixture Tailstock Parts

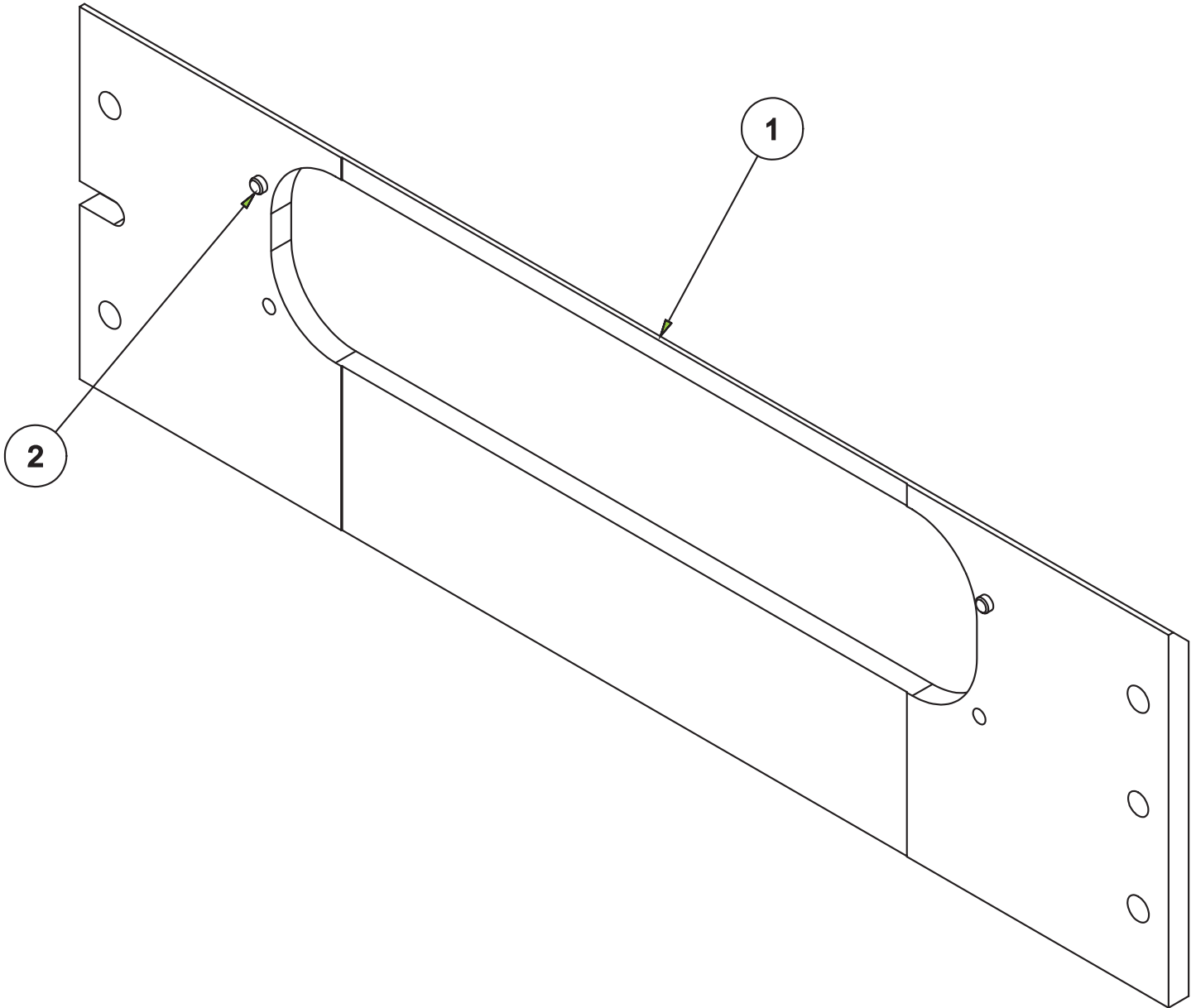


5539
TAILSTOCK ASSEMBLY
P69AHD 4TH AXIS FIXTURE

5538 HEADSTOCK ASSEMBLY - P69AHD 4TH AXIS FIXTURE			
ITEM	QTY	PART NUMBER	DESCRIPTION
1	1	MF-189	STRAIGHT GREASE FITTING
2	1	MF-233	Countersunk Hex-Head Plug 1/8
3	16	MF-24	S.H.C.S.5/16 - 18 UNC - 1 1/4
4	12	MF-14	S.H.C.S.1/4 - 20 UNC - 3/4
5	3	5538L	M6x1 x 10MM LG. FLAT POINT SET SCREW
6	1	5538B	INPUT GEAR, RV80E GEARBOX, P69AHD 4TH AXIS FIXTURE
7	1	5538A	GEAR REDUCTION, HEADSTOCK
8	4	650-3-10	TN-5 T-Nut
9	4	100-19A	Hardened washer 17/32 I.D.
10	1	5538C	HEADSTOCK HOUSING (MACHINING) P69AHD 4TH AXIS
11	2	650-3-9	Key
12	2	MF-21	S.H.C.S.5/16 - 18 UNC - 5/8
13	4	MF-150A	1/2-13UNC x 1-1/2" LONG HEX BOLT
14	8	MF-88A	Socket Button Head10 - 24 x 1/2
15	1	5538E	COVER, HEADSTOCK - P69AHD 4TH AXIS
16	1	5538F	SUB PLATE, HEADSTOCK - P69AHD 4TH AXIS FIXTURE
17	4	650-3-93	PUSHER BLOCK, FACEPLATE - 4TH AXIS FIXTURE
18	4	6310L	1/2-13UNC x 5/8" LONG SET SCREW, BRASS TIPPED
19	1	5538G	PORTING MOUNT, HEADSTOCK - P69AHD 4TH AXIS FIXTURE
20	1	5538H	FACEPLATE (MACHINING), BLOCK MOUNT, HEADSTOCK - P69AHD 4TH AXIS FIXTURE
21	1	5538J	PINION, FACEPLATE, HEADSTOCK - P69AHD 4TH AXIS FIXTURE
22	1	650-3-93B	SERVO MOTOR, TILT - HEAD PORTING FIXTURE - F60
23	1	650-3-61N	OIL SEAL
24	12	650-4-27	M8x1.25 x 20
25	6	MF-34	S.H.C.S.3/8 - 16 UNC - 2
26	2	MF-213B	1/2 x 1 Dowel Pin
27	1	650-3-62V	NUT, EXPANDING CAM LOCATOR - AUTO PERFORMANCE FIXTURE
28	1	650-3-62G	COVER, CAM LOCATOR NUT - AUTO PERFORMANCE FIXTURE
29	1	650-3-70D	CONE WASHER, EXPANDING CAM LOCATOR - AUTO PERFORMANCE FIXTURE
30	1	650-3-62D	CAM LOCATION SET-UP TOOL - AUTO PERFORMANCE FIXTURE
31	2	MF-86	8-32UNC x 1/4" LG. SOCKET BUTTONHEAD SCREW
32	1	MF-36	3/8-16UNC x 2-1/2" LG. S.H.C.S.
33	1	MF-90	Socket Button Head1/4 - 20 x 1/2
34	4	MF-12	S.H.C.S.1/4 - 20 UNC - 1/2
35	8	MF-33A	3/8-16UNC x 1-3/4" LG. S.H.C.S.
36	6	5538K	M6x1 x 8MM LG. FLAT POINT SET SCREW

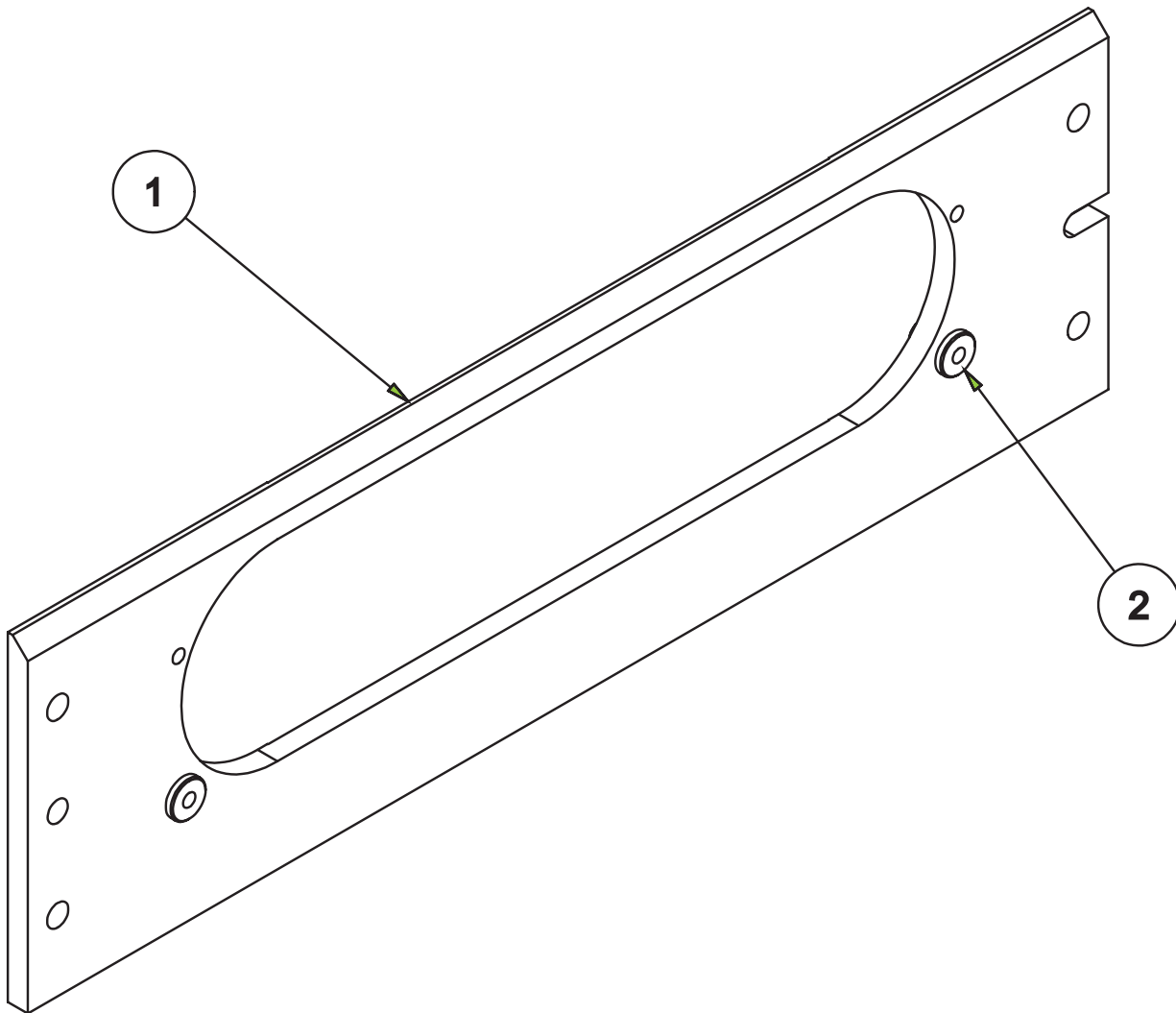
Cylinder Head Digitizing and Porting Fixture Plates:

PFIX-SBC Porting Fixture Parts



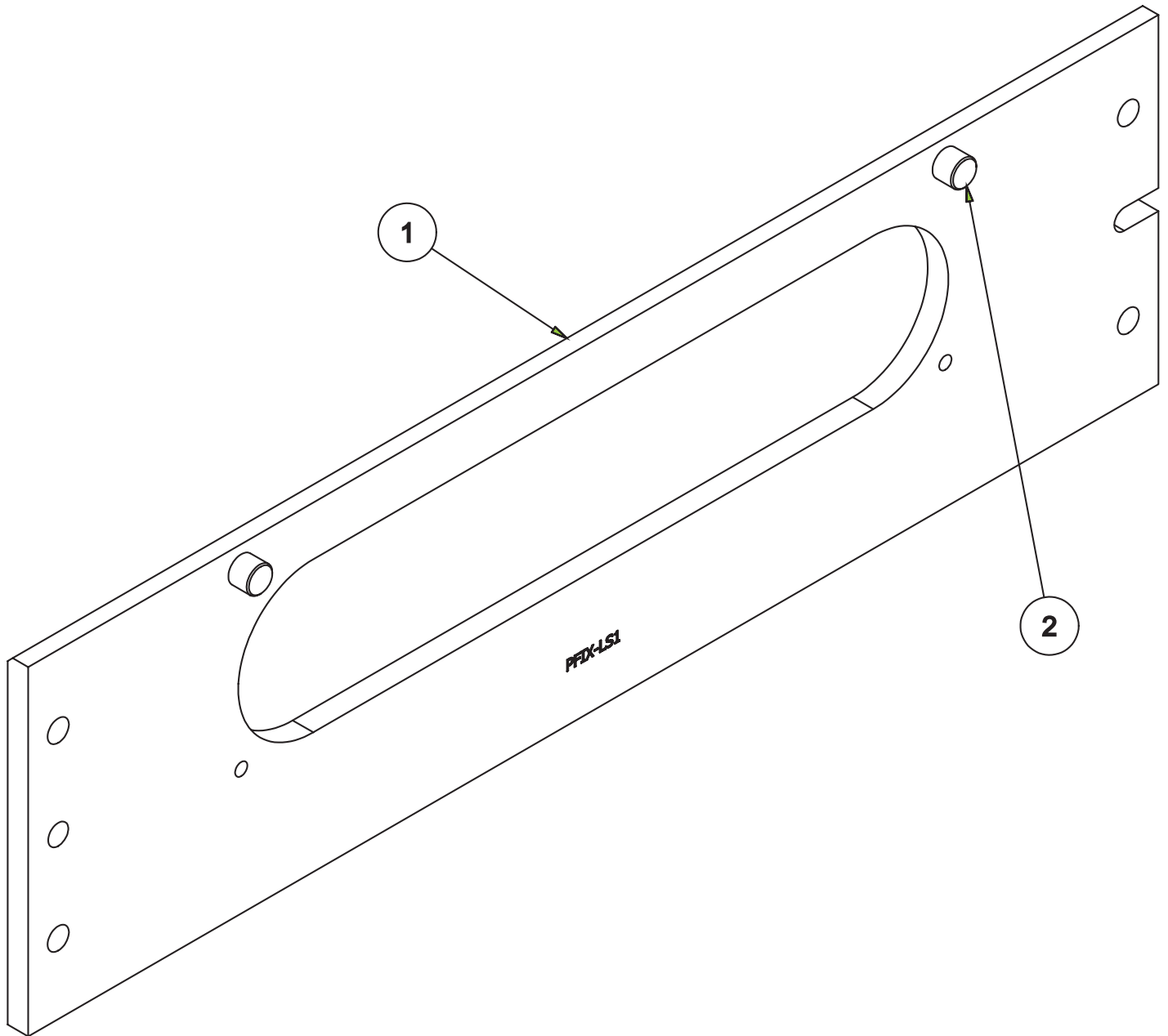
PFIX-SBC SMALL BLOCK CHEVROLET FIXTURE ASSEMBLY - P69			
ITEM	QTY	PART NUMBER	DESCRIPTION
1	1	5504G	FIXTURE PLATE (MACHINING) SMALL BLOCK CHEVROLET - P69
2	2	5505C	LOCATING PIN, SMALL BLOCK CHEVROLET HEAD FIXTURE - P69

PFIX-BBC Porting Fixture Parts



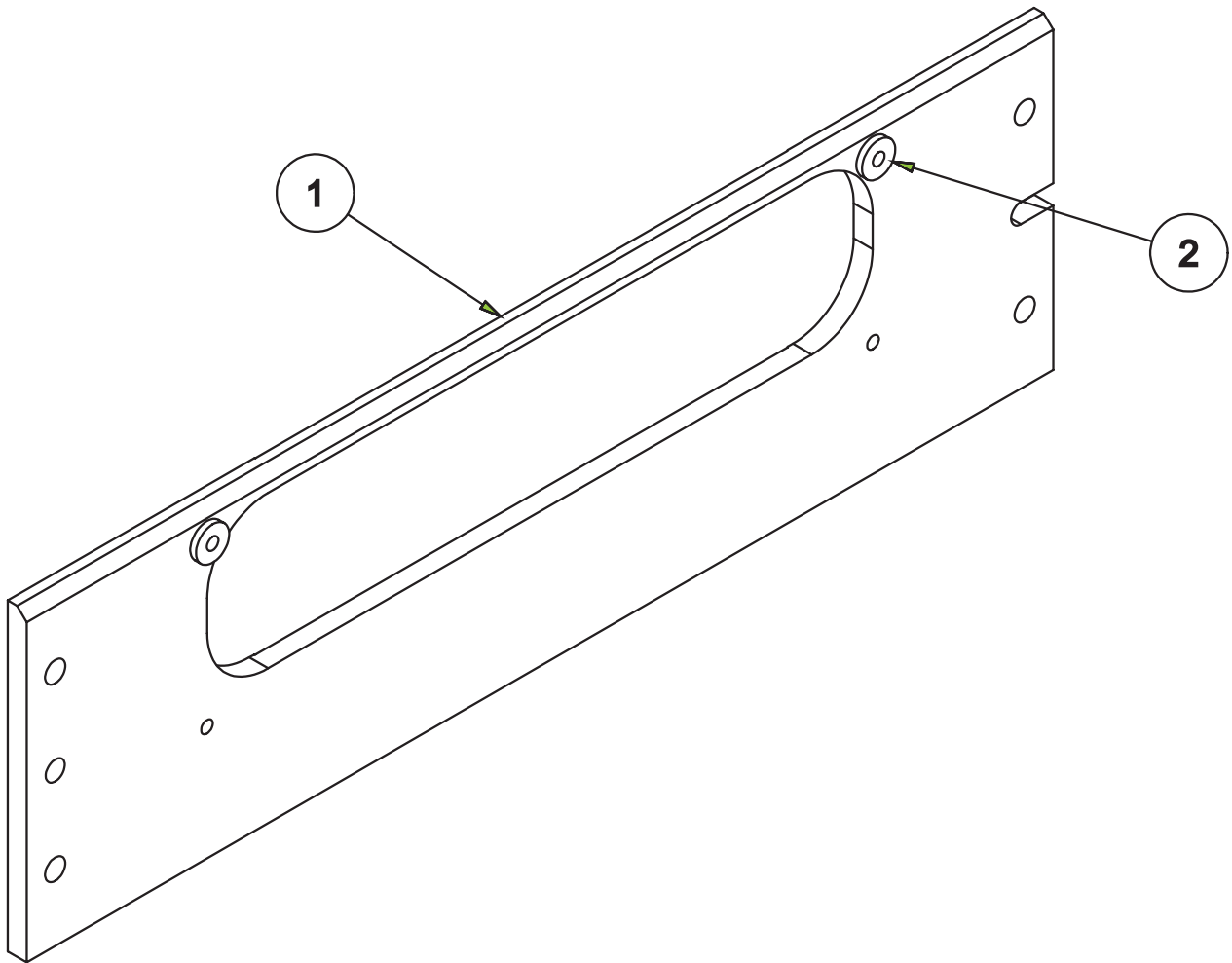
PFIX-BBC CHEVROLET BIG BLOCK FIXTURE ASSEMBLY - P69			
ITEM	QTY	PART NUMBER	DESCRIPTION
1	1	5504	FIXTURE PLATE, CHEVROLET BIG BLOCK - P69
2	2	5505	LOCATING PIN, BB CHEV HEAD FIXTURE P55

PFIX-LS1 Porting Fixture Parts



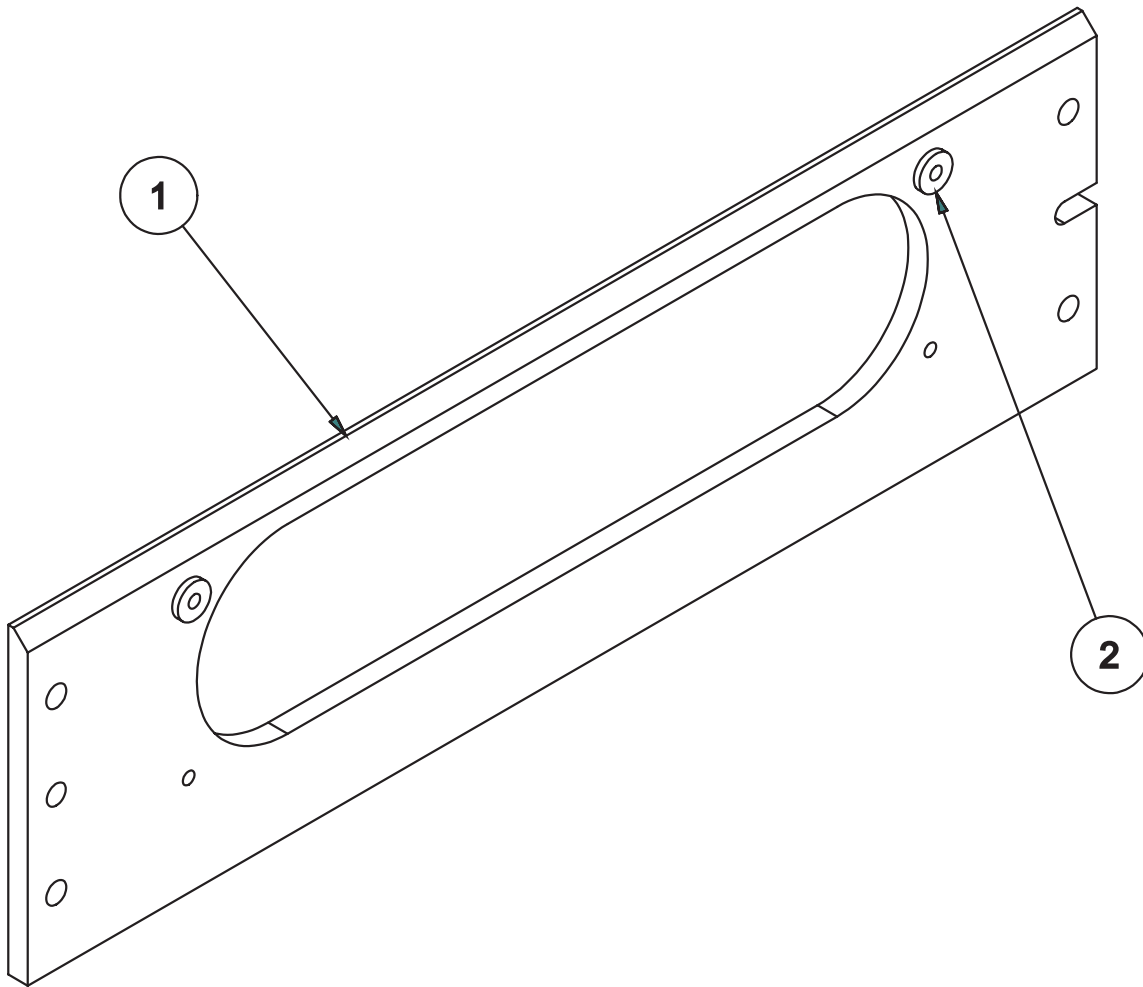
PFIX-LS1 LS1 CHEVROLET FIXTURE ASSEMBLY - P69			
ITEM	QTY	PART NUMBER	DESCRIPTION
1	1	5504J	FIXTURE PLATE, LS1 CHEVROLET HEAD - P69
2	2	5505B	LOCATING PIN, LS1 CHEVROLET HEAD FIXTURE - P69

PFIX-SBF Porting Fixture Parts



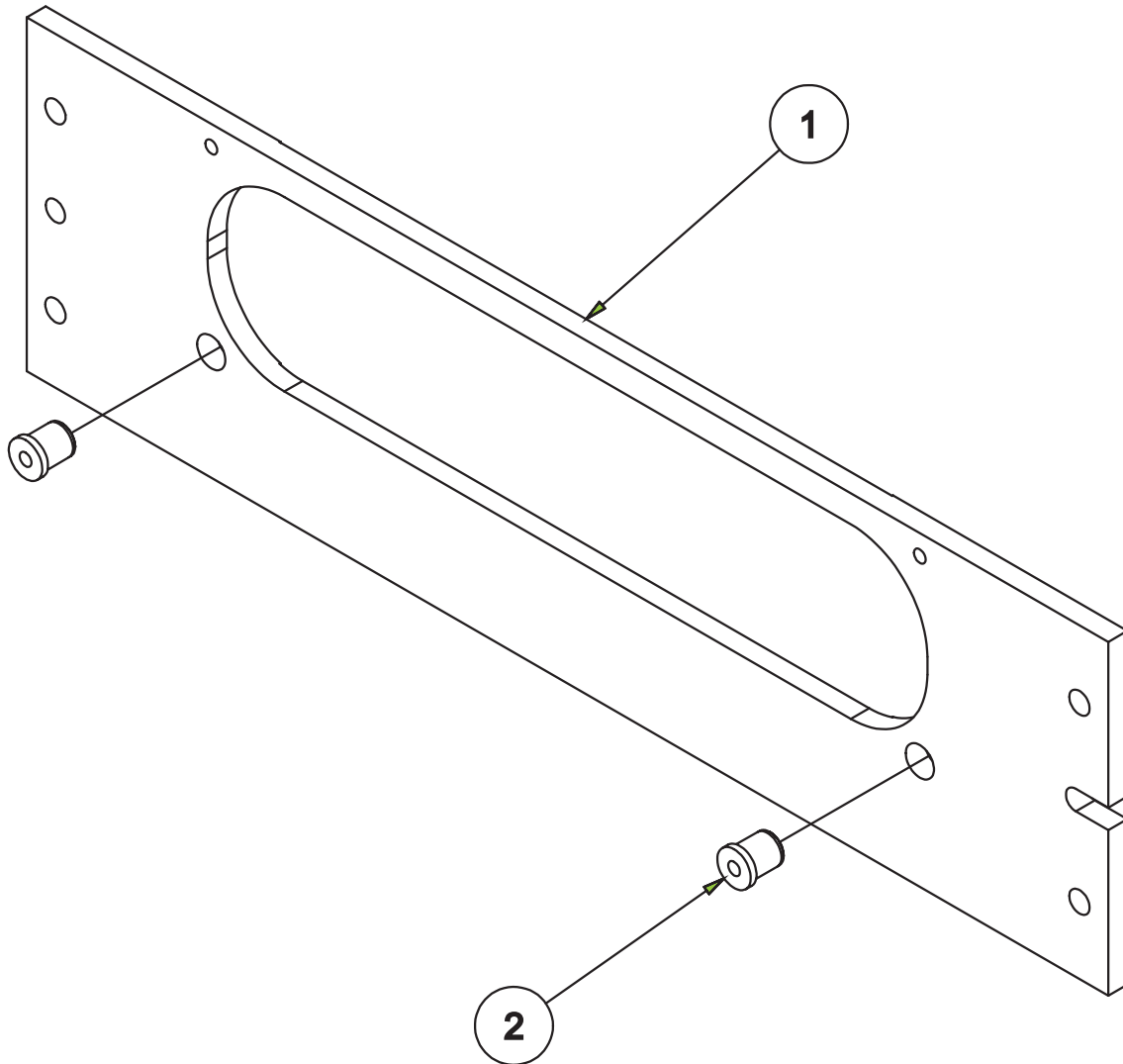
PFIX-SBF SMALL BLOCK FORD HEAD FIXTURE ASSEMBLY - P69			
ITEM	QTY	PART NUMBER	DESCRIPTION
1	1	5504N	FIXTURE PLATE (MACHINING) SMALL BLOCK FORD - P69
2	2	5505G	LOCATING PIN, SB FORD HEAD FIXTURE - P69

PFIX-BBF Porting Fixture Parts



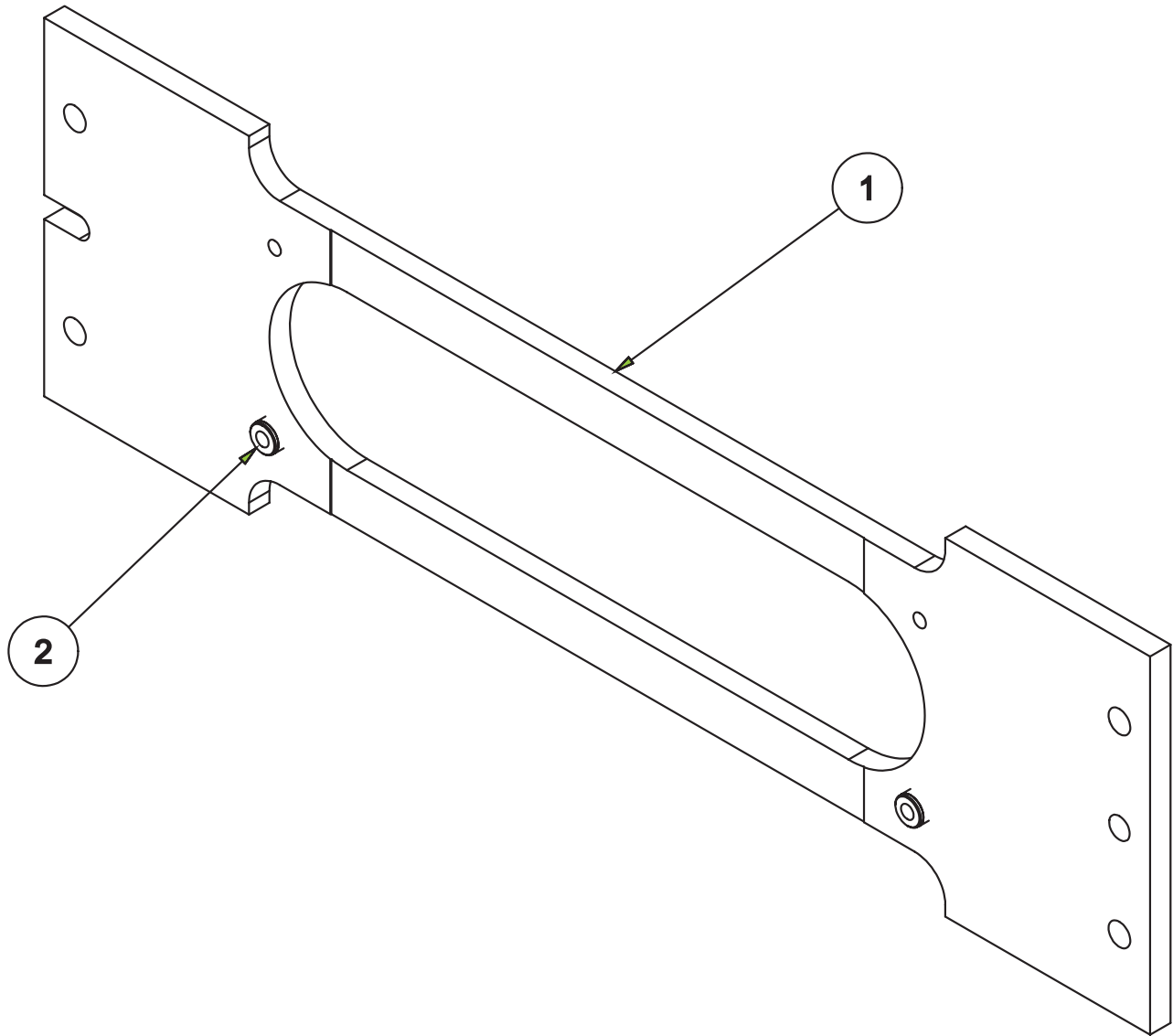
PFIX-BBF FORD BIG BLOCK (429/460) HEAD FIXTURE ASSEMBLY - P69			
ITEM	QTY	PART NUMBER	DESCRIPTION
1	1	5504Q	FIXTURE PLATE, BIG BLOCK FORD (429/460) - P69
2	2	5505J	LOCATING PIN - FORD BIG BLOCK, HEAD FIXTURE - P69

PFIX-BBF1 Porting Fixture Parts



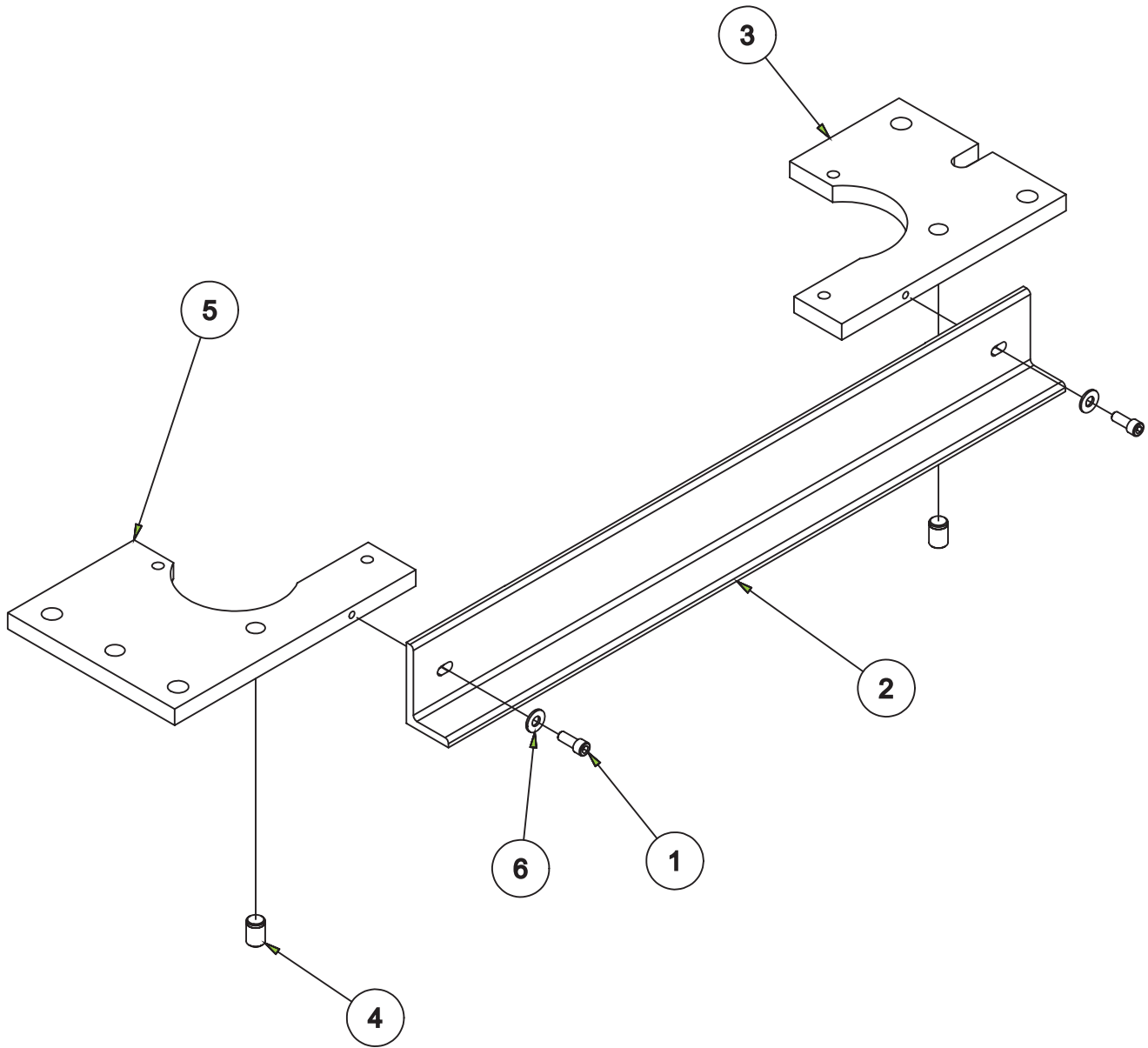
PFIX-BBF1 FIXTURE PLATE ASSY, FORD FE BIG BLOCK (390/427/428) - P69			
ITEM	QTY	PART NUMBER	DESCRIPTION
1	1	5514L	ADAPTER PLATE (MACHINING) FE BIG BLOCK FORD (390, 427, 428) - P69
2	2	5505J	LOCATING PIN - FORD BIG BLOCK, HEAD FIXTURE - P69

PFIX-FORD1 Porting Fixture Parts



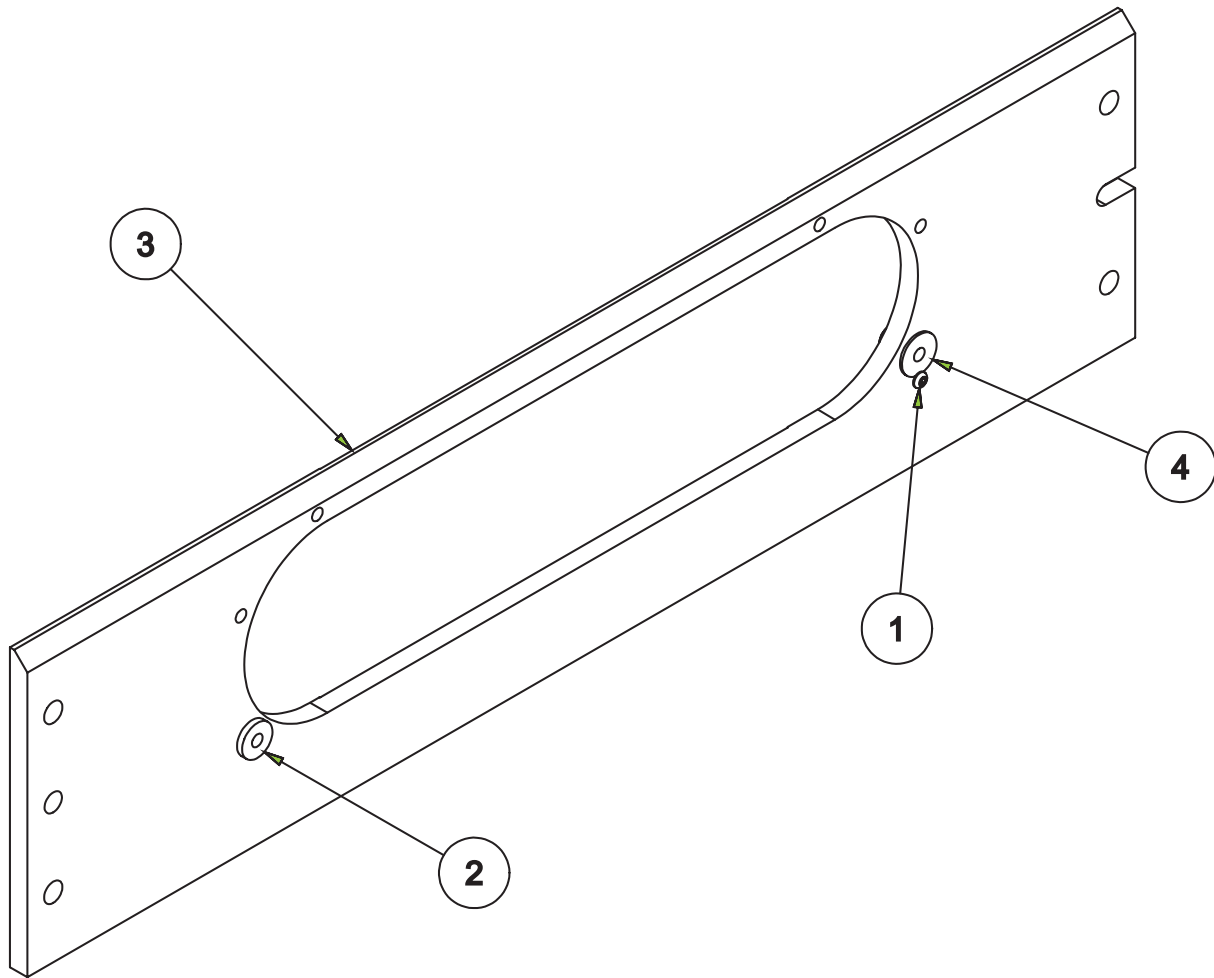
PFX-FORD1 FIXTURE ASSEMBLY - FORD 5.4L - P69			
ITEM	QTY	PART NUMBER	DESCRIPTION
1	1	5504U	FIXTURE PLATE (MACHINING) FORD 5.4L HEAD - P69
2	2	5505L	LOCATING PIN, FORD 5.4L HEAD FIXTURE P69

PFIX- FORD2 Porting Fixture Parts



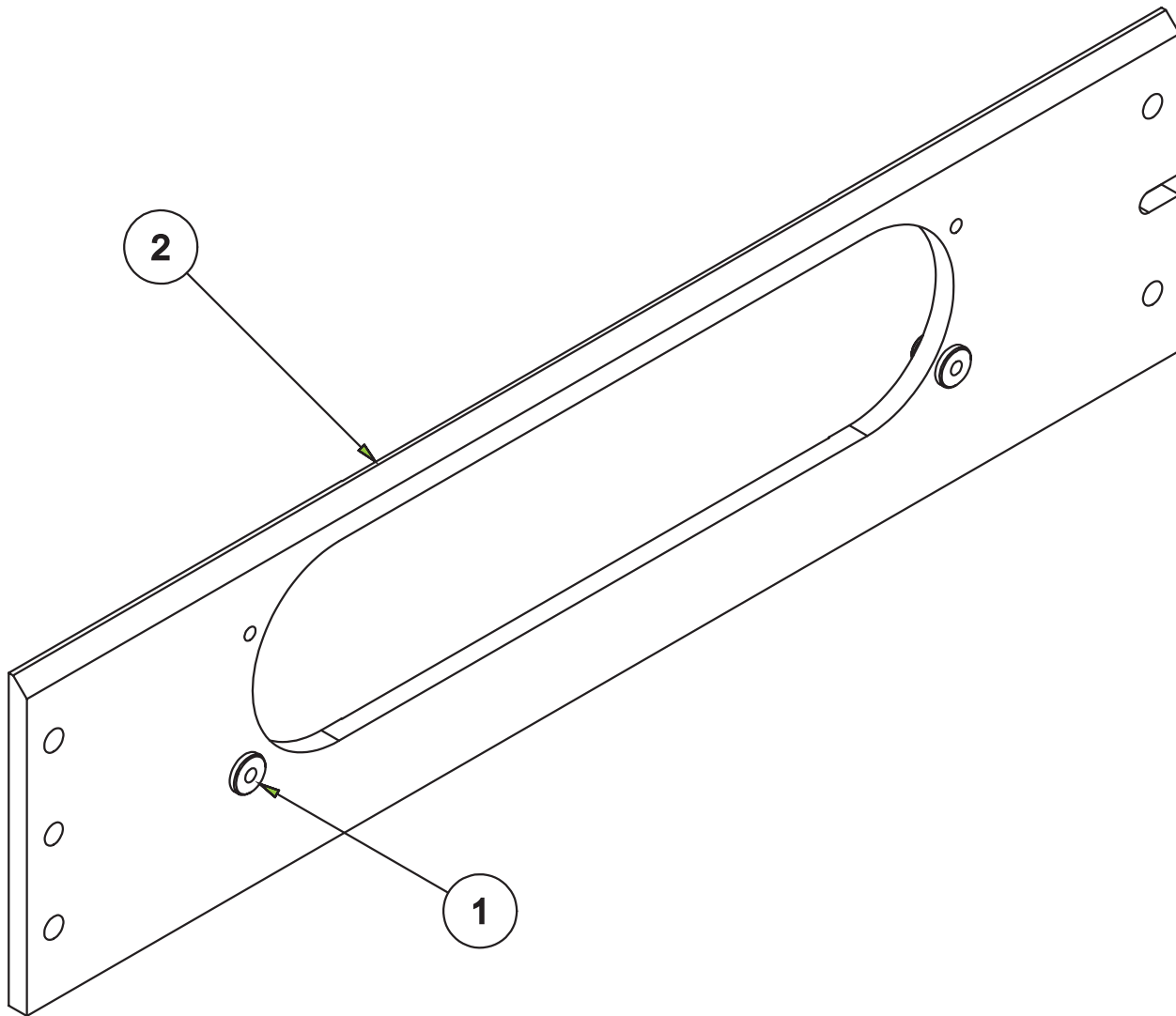
PFIX-FORD2 FORD INLINE 6 (ARGENTINA) FIXTURE ASSEMBLY - P69			
ITEM	QTY	PART NUMBER	DESCRIPTION
1	2	MF-14	1/4-20UNC x 3/4" LG. S.H.C.S.
2	1	5505N	ALIGNMENT BAR
3	1	5504W	FIXTURE PLATE TAIL STOCK END
4	2	5505P	LOCATING PIN, FORD (ARGENTINA) INLINE 6 HEAD FIXTURE
5	1	5504V	FIXTURE PLATE HEAD STOCK END
6	2	MF-176	SAE FLAT WASHER 1/4"

PFIX-PRO1 Porting Fixture Parts



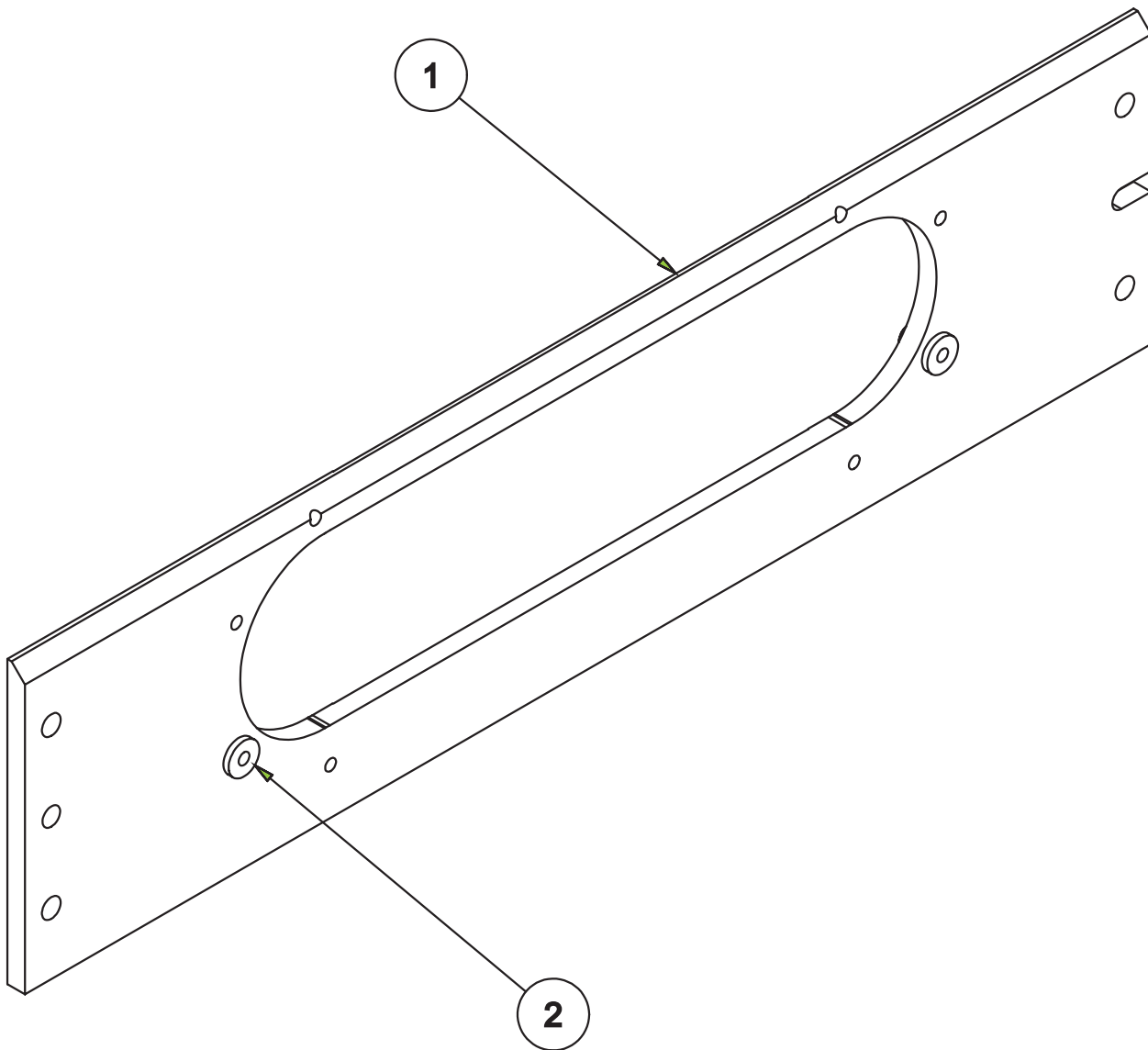
PFIX-PRO1		PRO STOCK BIG BLOCK GM FIXTURE ASSEMBLY - P69	
ITEM	QTY	PART NUMBER	DESCRIPTION
1	1	MF-88A	BUTTON HEAD SCREW 10-24UNC x 5/8" LG.
2	1	5505	LOCATING PIN, BB CHEV HEAD FIXTURE P55
3	1	5504D	FIXTURE PLATE (MACHINING), PRO STOCK BIG BLOCK GM - P69
4	1	5505A	LOCATING PIN (MOVABLE), PRO STOCK BIG BLOCK GM CYLINDER HEAD - P69

PFIX-PRO2 Porting Fixture Parts



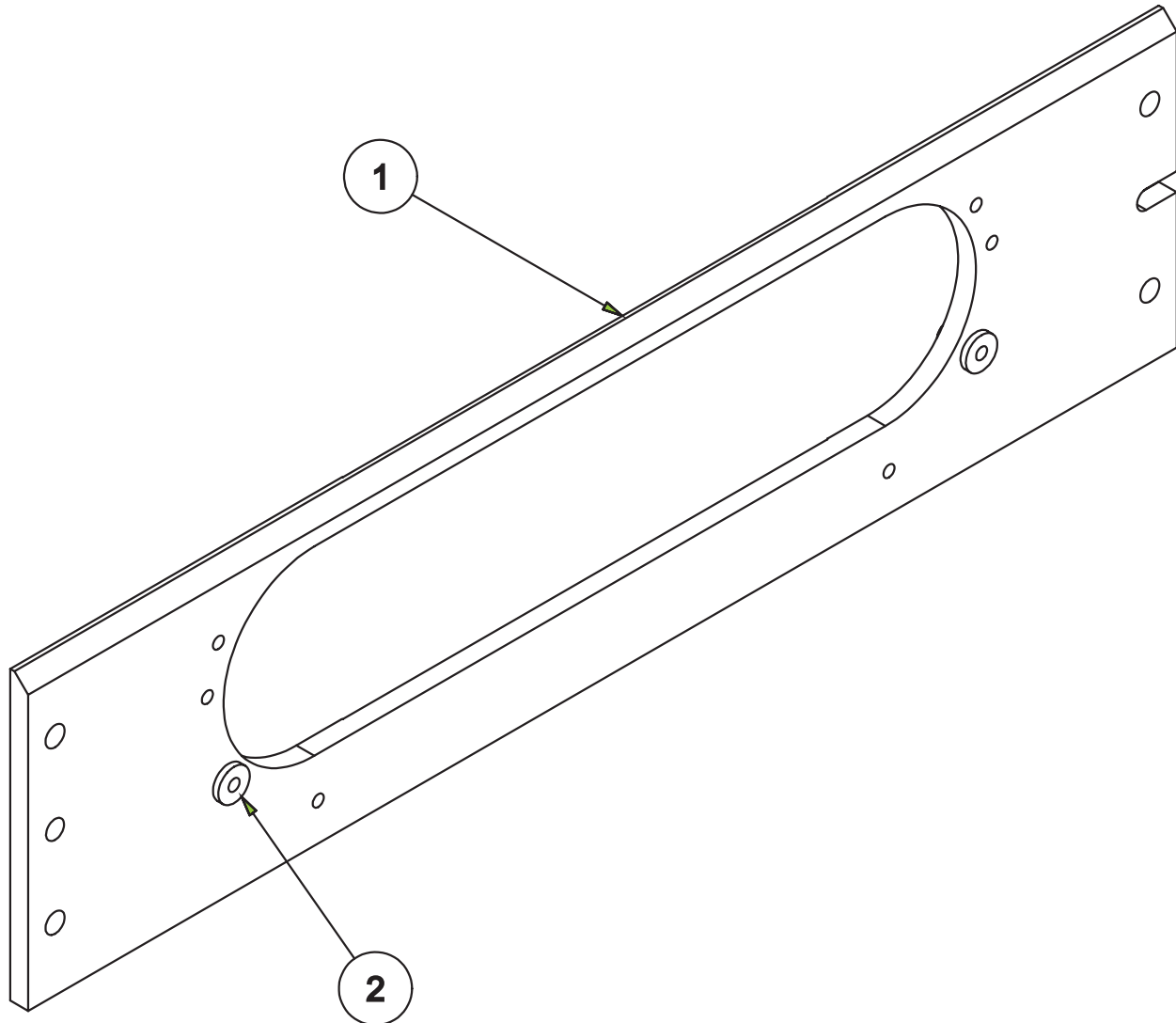
PFX-PRO2 PRO STOCK OLDSMOBILE DRCE FIXTURE ASSEMBLY - P69			
ITEM	QTY	PART NUMBER	DESCRIPTION
1	2	5505E	LOCATING PIN - OLDSMOBILE DRCE BIG BLOCK HEAD FIXTURE - P69
2	1	5504M	FIXTURE PLATE (MACHINING), PRO STOCK BIG BLOCK GM - P69

PFIX-PRO3 Porting Fixture Parts



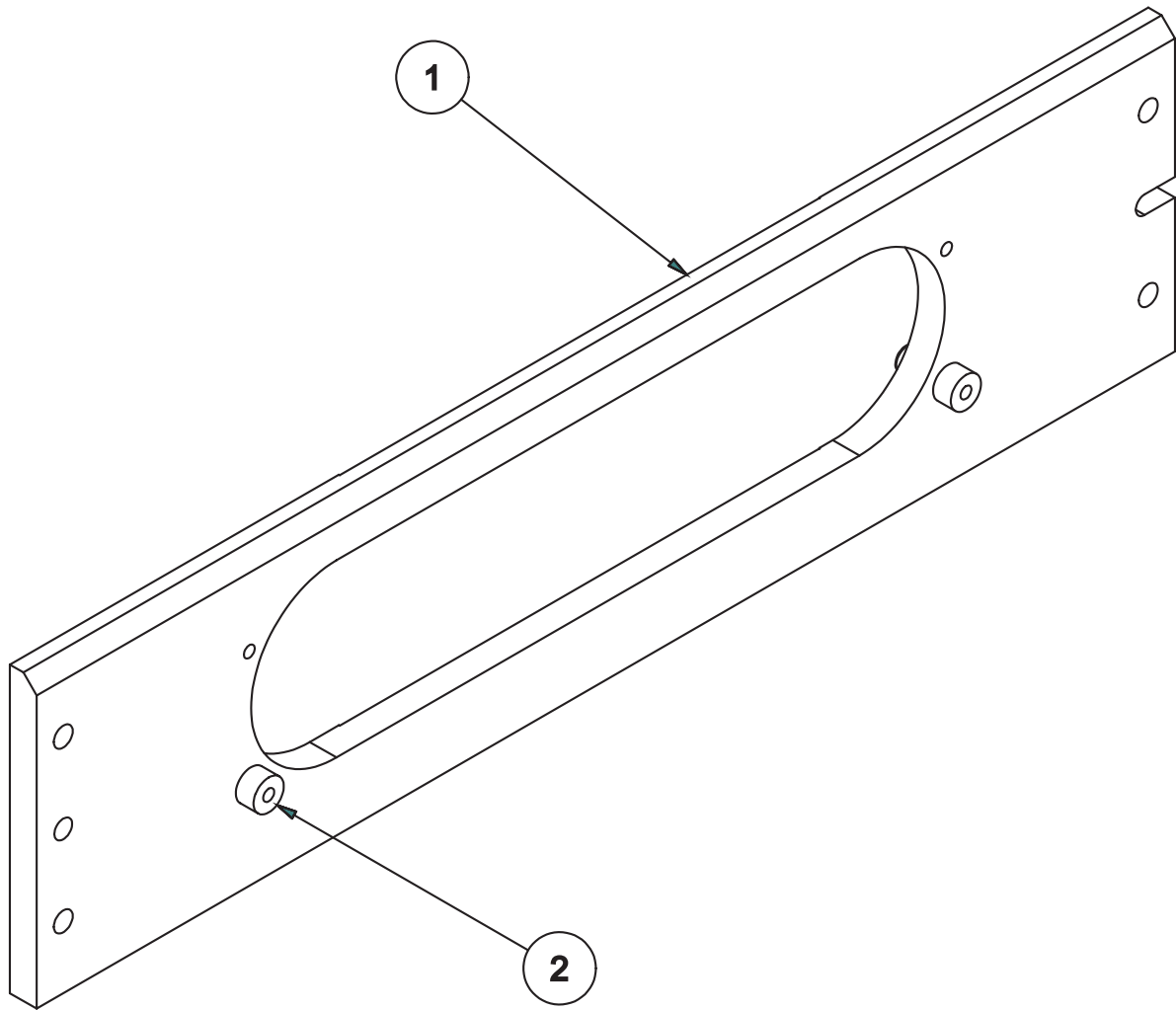
PFIX-PRO3 BBC 5.0" BORE SPACING HEAD FIXTURE ASSEMBLY - P69			
ITEM	QTY	PART NUMBER	DESCRIPTION
1	1	5514J	FIXTURE PLATE (MACHINING)- PROSTOCK BIG BLOCK CHEVY 5.0" SPACING CYLINDER HEAD - P69
2	2	5505	LOCATING PIN, BB CHEV HEAD FIXTURE P55

PFIX-PRO4 Porting Fixture Parts



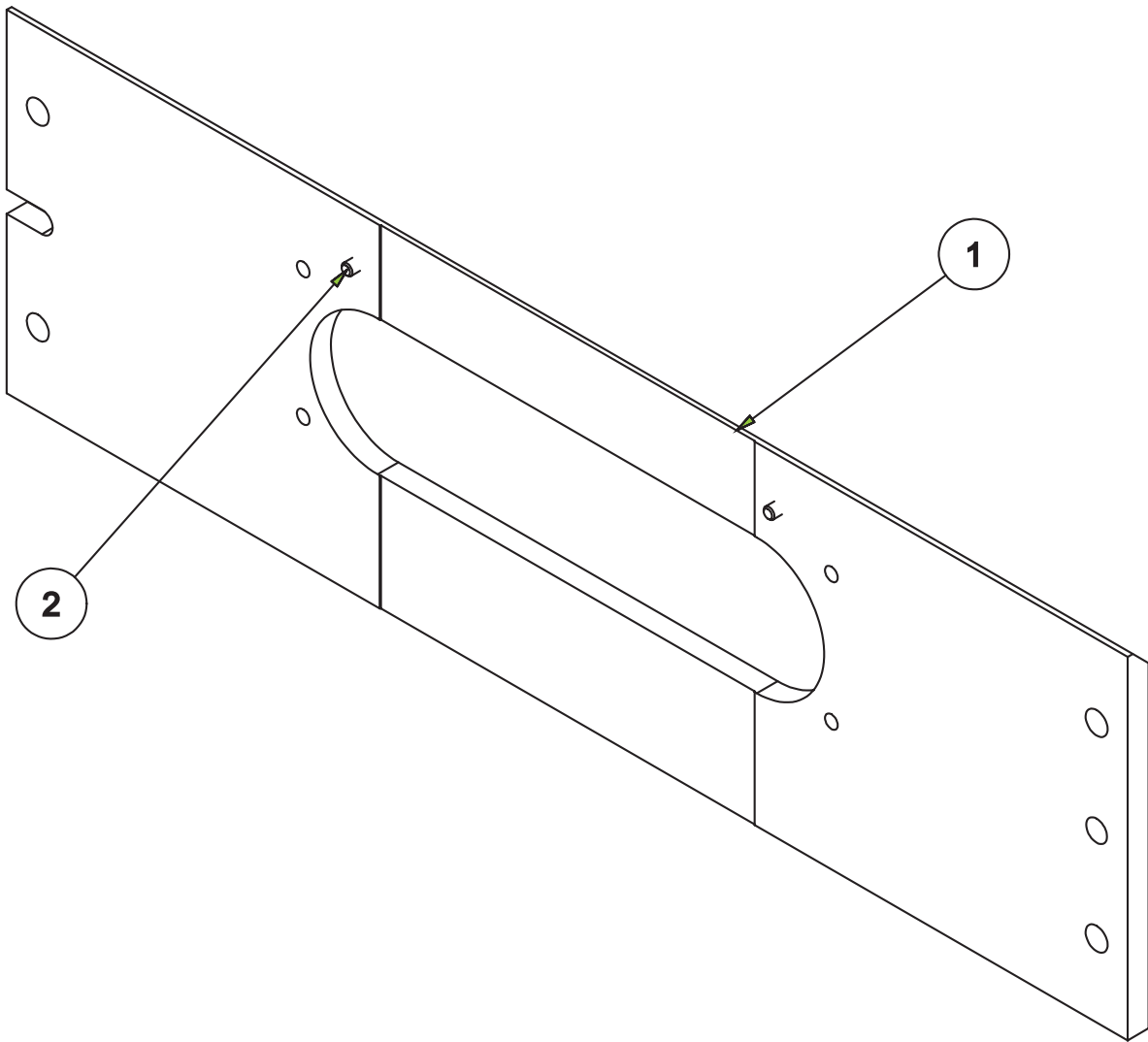
PFIX-PRO4 FIXTURE PLATE ASSEMBLY- PROSTOCK BIG BLOCK CHEVY 5.3" SP			
ITEM	QTY	PART NUMBER	DESCRIPTION
1	1	5514K	FIXTURE PLATE (MACHINING)- PROSTOCK BIG BLOCK CHEVY 5.0" SPACING CYLINDER HEAD - P69
2	2	5505	LOCATING PIN, BB CHEV HEAD FIXTURE P55

PFIX-PRO5 Porting Fixture Parts



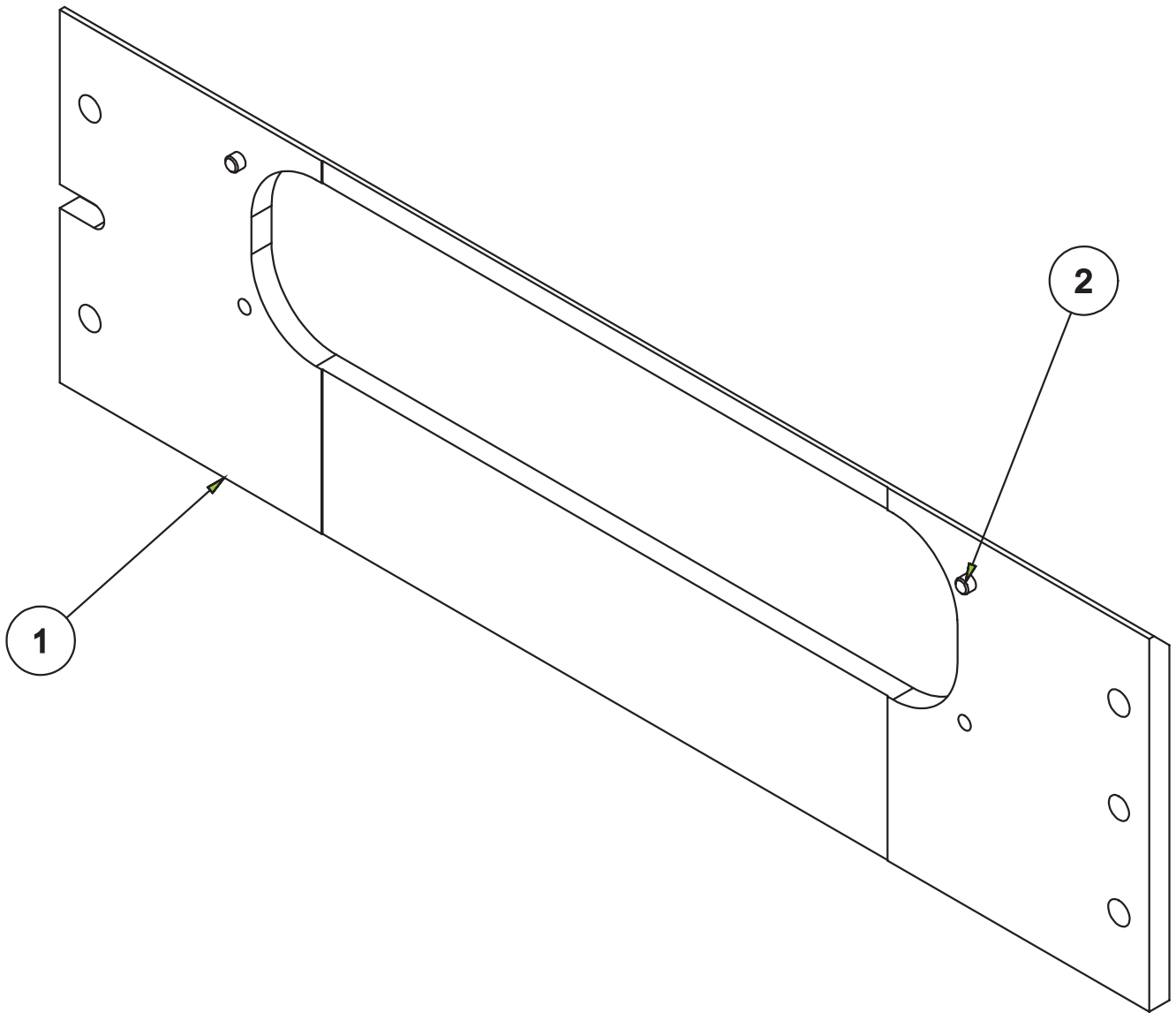
PFIX-PRO5 SPECIAL PRO STOCK OLDS DRCE FIXTURE ASSEMBLY - P69			
ITEM	QTY	PART NUMBER	DESCRIPTION
1	1	5517J	FIXTURE PLATE (MACHINING) SPECIAL PRO STOCK OLDS DRCE - P69
2	2	5517K	LOCATING PIN - SPECIAL OLDS DRCE HEAD FIXTURE

PFIX-BUICK Porting Fixture Parts



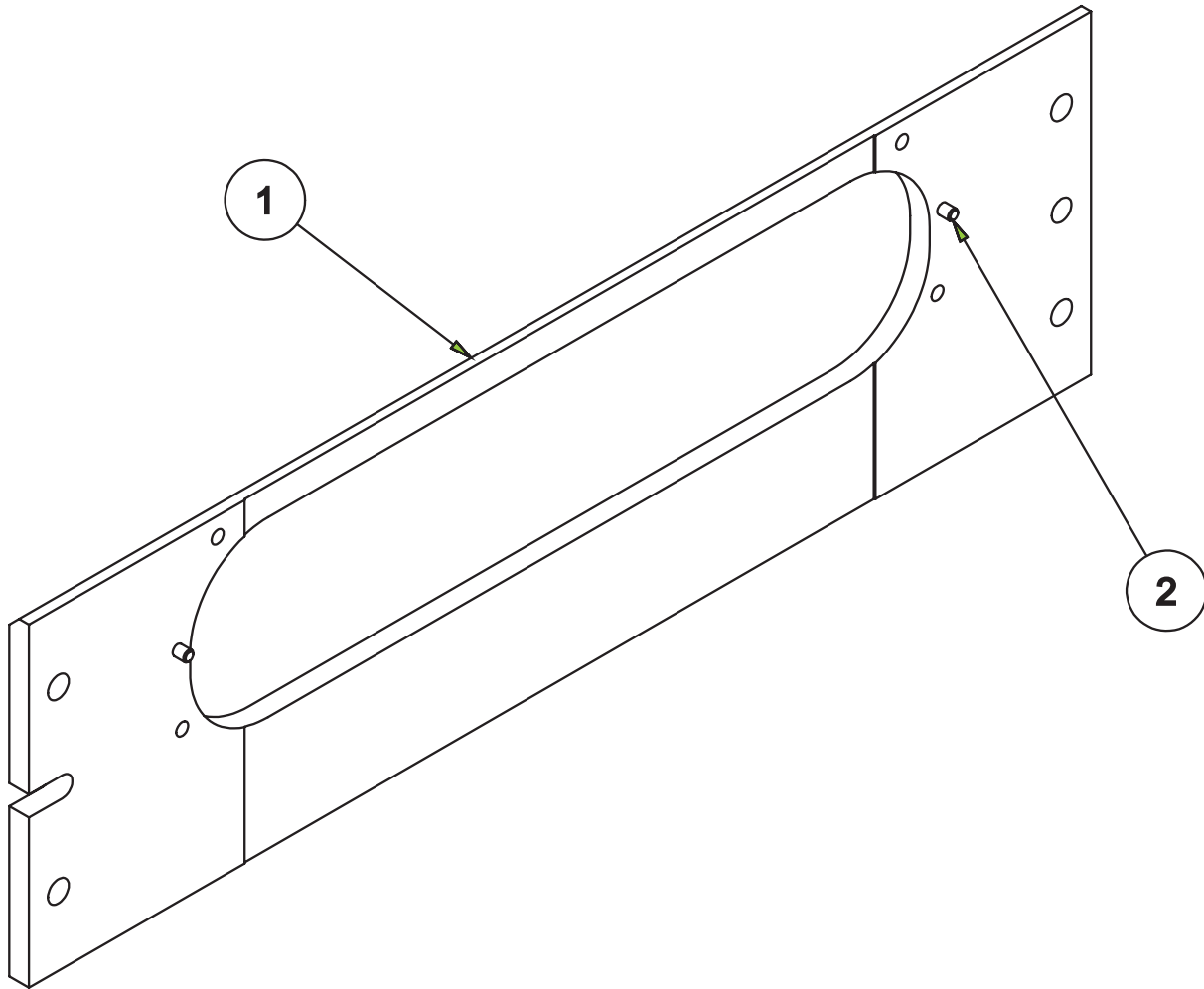
PFX-BUICK BUICK V6 HEAD FIXTURE ASSEMBLY - P69			
ITEM	QTY	PART NUMBER	DESCRIPTION
1	1	5504S	FIXTURE PLATE (MACHINING) SMALL BLOCK CHEVROLET - P69
2	2	5505K	LOCATING PIN, BIG BLOCK MOPAR - HEAD FIXTURE - P69

PFIX-SBM Porting Fixture Parts



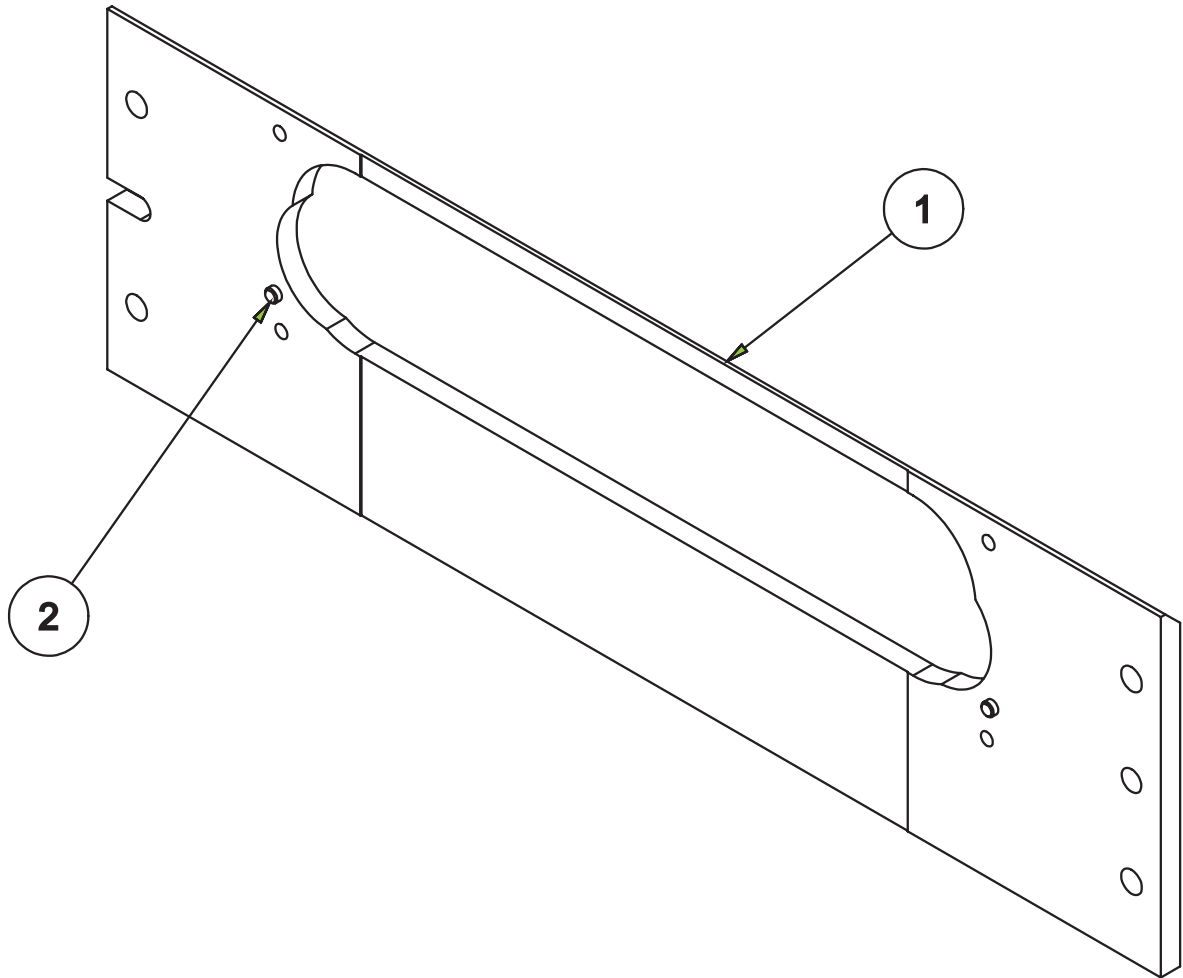
PFIX-SBM SMALL BLOCK MOPAR FIXTURE ASSEMBLY - P69			
ITEM	QTY	PART NUMBER	DESCRIPTION
1	1	5504L	FIXTURE PLATE (MACHINING) SMALL BLOCK MOPAR - P69
2	2	5505D	LOCATING PIN, SMALL BLOCK MOPAR HEAD FIXTURE - P69

PFIX-BBM Porting Fixture Parts



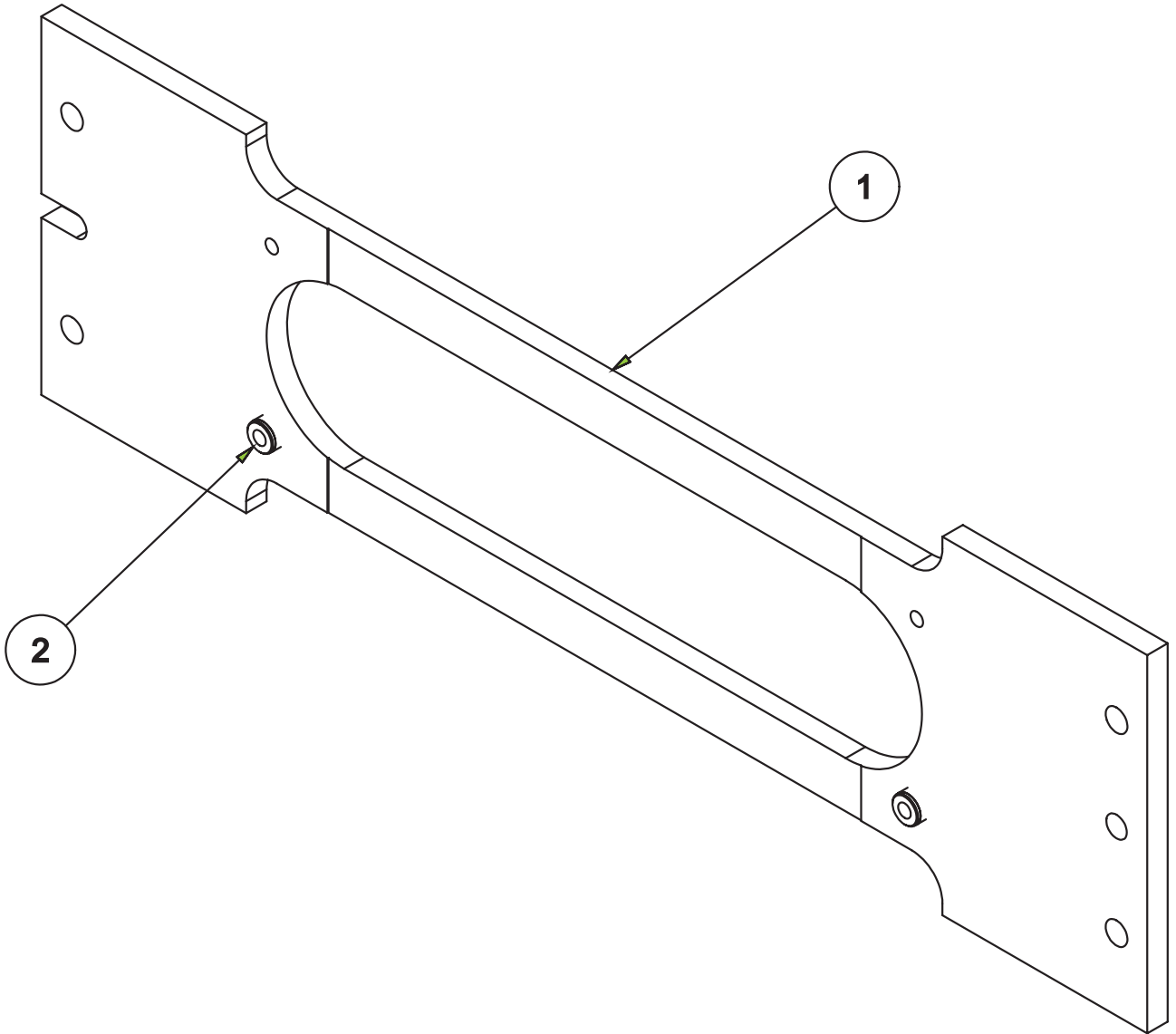
PFIX-BBM BIG BLOCK MOPAR CYLINDER HEAD FIXTURE ASSEMBLY - P69			
ITEM	QTY	PART NUMBER	DESCRIPTION
1	1	5504E	BIG BLOCK MOPAR CYLINDER HEAD FIXTURE - P69
2	2	5505F	LOCATING PIN, BIG BLOCK MOPAR - HEAD FIXTURE - P69

PFIX-PONT Porting Fixture Parts



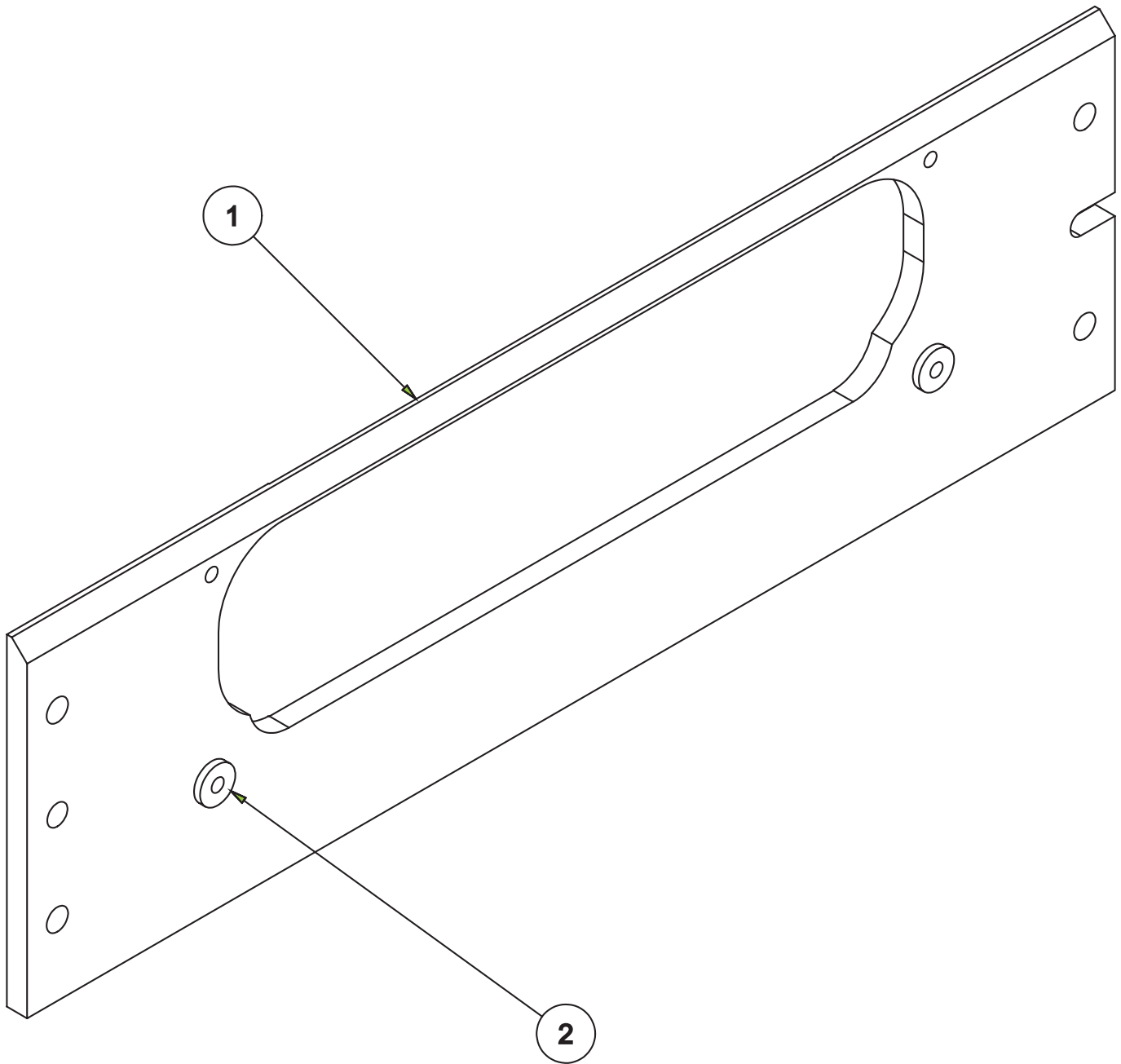
PFX-PONT FIXTURE PLATE ASSEMBLY PONTIAC CYLINDER HEAD - P69			
ITEM	QTY	PART NUMBER	DESCRIPTION
1	1	5504P	FIXTURE PLATE (MACHINING) PONTIAC CYLINDER HEAD - P69
2	2	5505H	LOCATING PIN, PONTIAC CYLILNDER HEAD FIXTURE - P69

PFIX-FORD1 Porting Fixture - Ford (Modular)



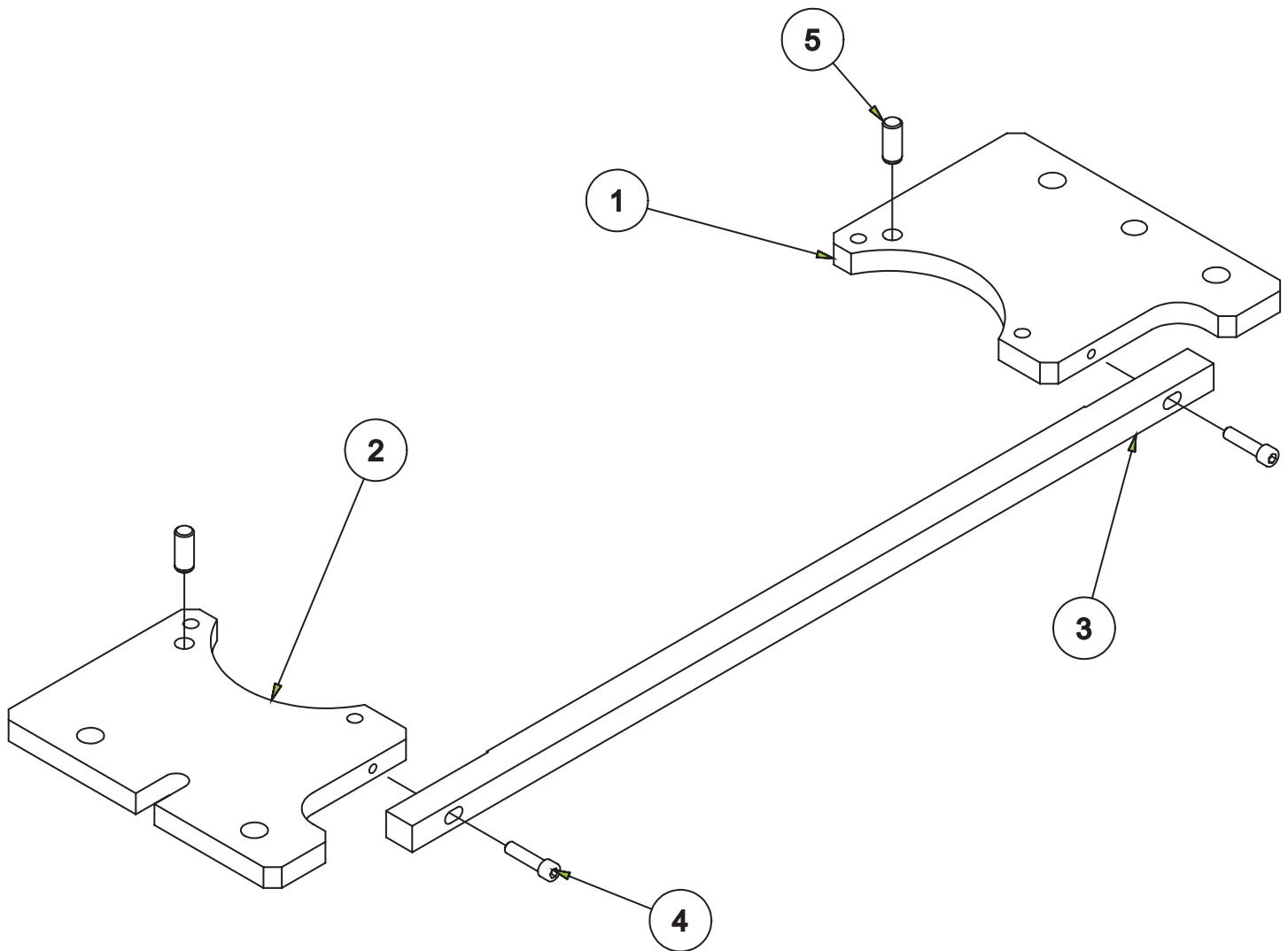
PFX-FORD1 FIXTURE ASSEMBLY - FORD 5.4L - P69			
ITEM	QTY	PART NUMBER	DESCRIPTION
1	1	5504U	FIXTURE PLATE (MACHINING) FORD 5.4L HEAD - P69
2	2	5505L	LOCATING PIN, FORD 5.4L HEAD FIXTURE P69

PFIX-HEMI Porting Fixture Parts



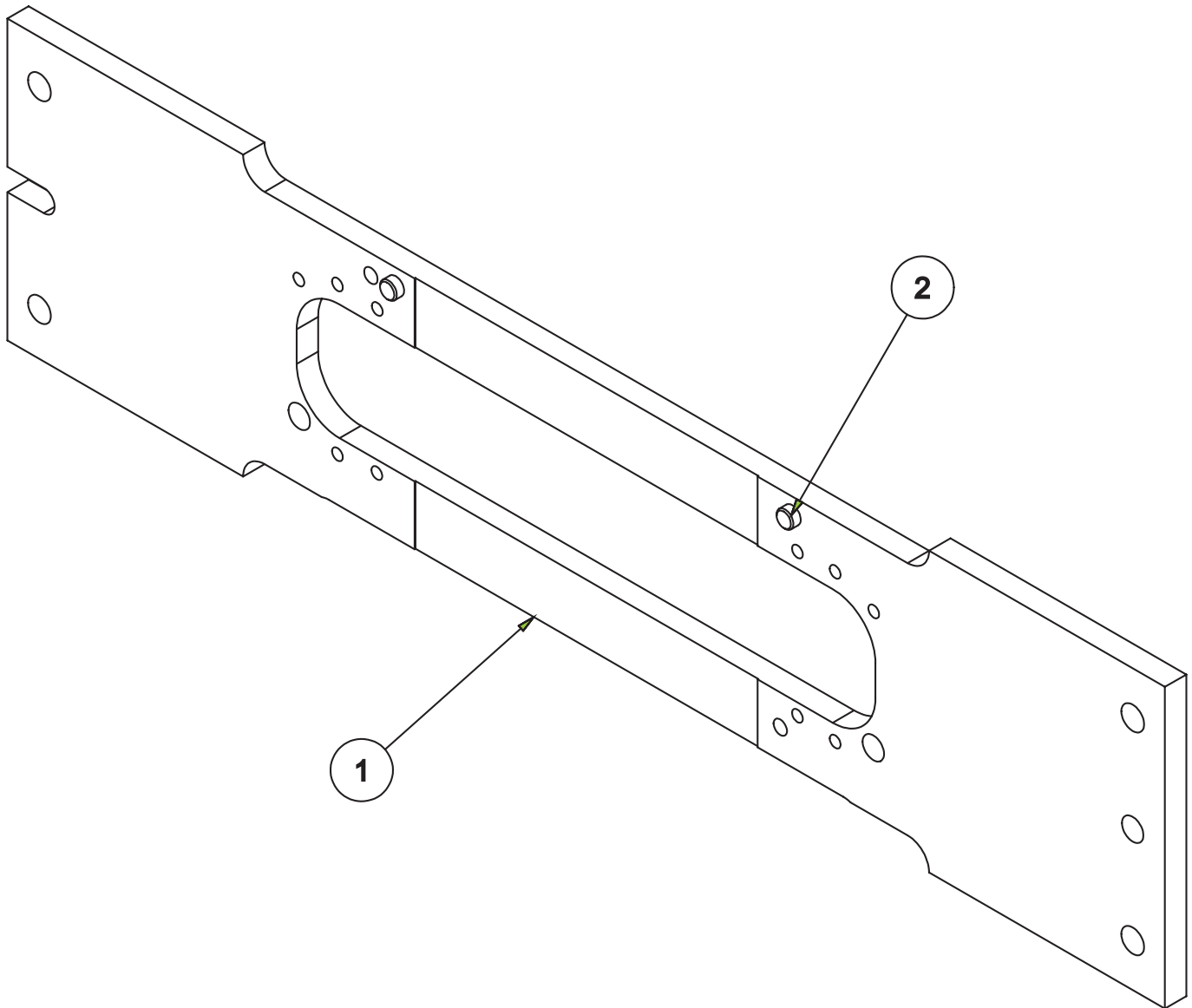
PFIX-HEMI MOPAR 5.7L HEMI FIXTURE ASSEMBLY - P69			
ITEM	QTY	PART NUMBER	DESCRIPTION
1	1	5514F	FIXTURE PLATE (MACHINING) MOPAR 5.7 HEMI - P69
2	2	5505Y	LOCATING PIN, MOPAR 5.7 HEMI HEAD FIXTURE P69

PFIX-ASTON Porting Fixture Parts



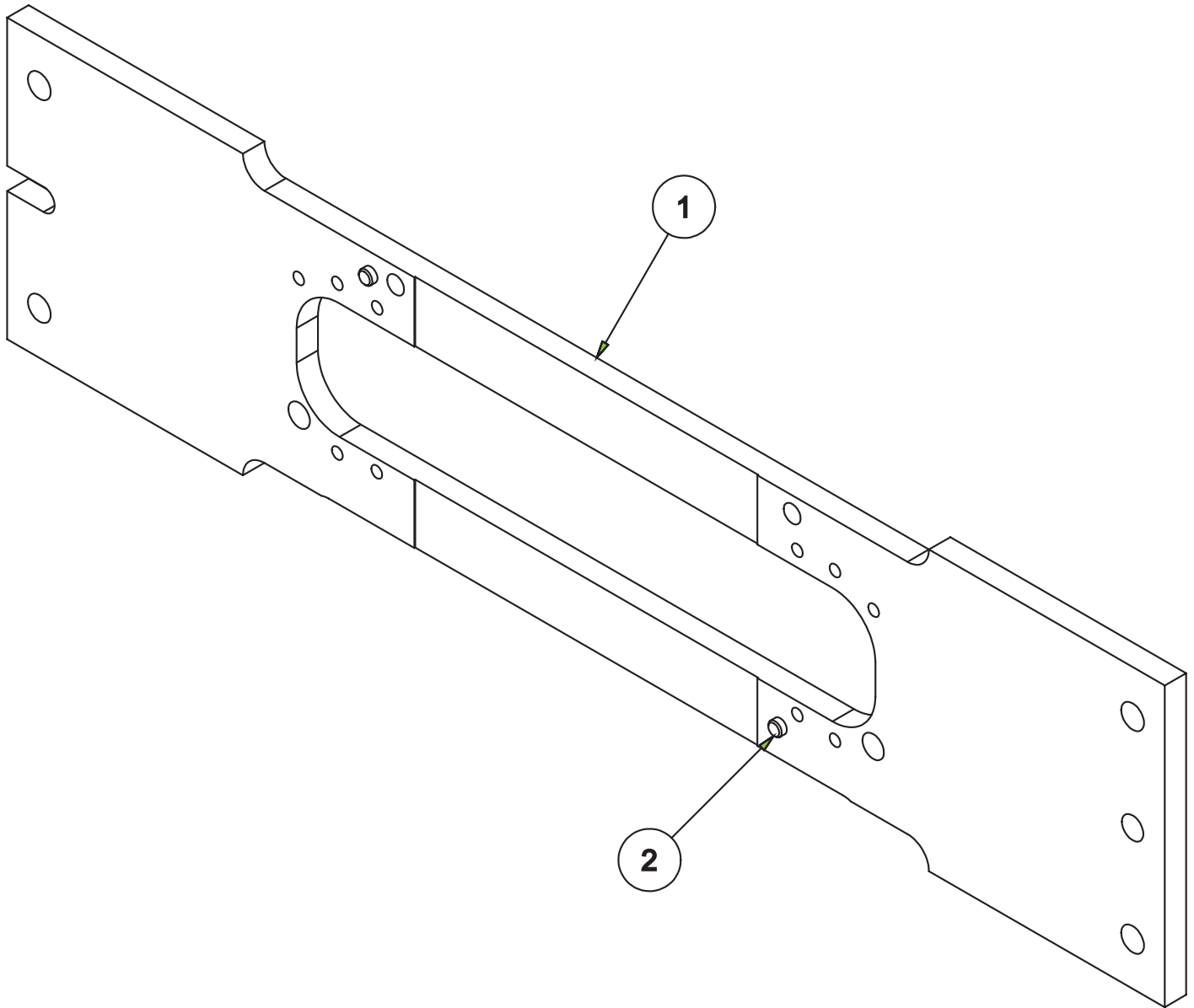
PFIX-ASTON ASTON MARTIN V8 HEAD FIXTURE ASSEMBLY - P69			
ITEM	QTY	PART NUMBER	DESCRIPTION
1	1	5504X	FIXTURE PLATE (HEAD STOCK), ASTON MARTIN V8 - P69
2	1	5504Y	FIXTURE PLATE (TAIL STOCK), ASTON MARTIN V8 - P69
3	1	5505Q	ALIGNMENT BAR, ASTON MARTIN V8 - P69
4	2	MF-15	1/4-20UNC x 1" LG. S.H.C.S
5	2	5505R	LOCATING PIN, ASTON MARTIN V8 HEAD - P69

PFIX-CYCLE Porting Fixture Parts



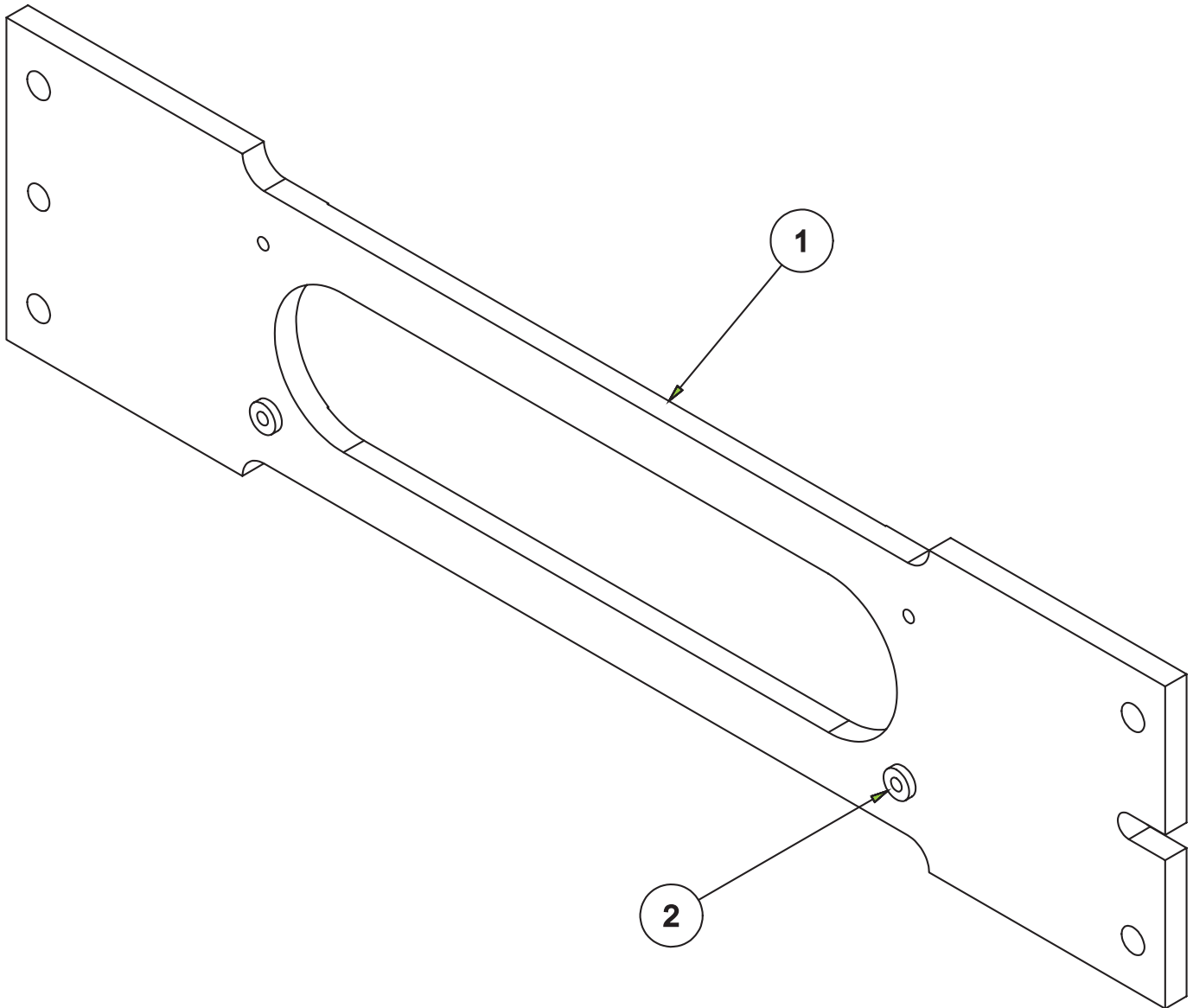
PFX-CYCLE FIXTURE ASSEMBLY, HONDA INLINE 4 HEAD - P69			
ITEM	QTY	PART NUMBER	DESCRIPTION
1	1	5514	FIXTURE PLATE, HONDA INLINE 4/ TRIUMPH INLINE 3 HEADS - P69
2	2	5505S	LOCATING PIN, HONDA INLINE 4 HEAD - P69

PFIX-CYCLE1 Porting Fixture Parts



PFIX-CYCLE1 FIXTURE ASSEMBLY, TRIUMPH INLINE 3 - P69			
ITEM	QTY	PART NUMBER	DESCRIPTION
1	1	5514	FIXTURE PLATE, HONDA INLINE 4/ TRIUMPH INLINE 3 HEADS - P69
2	2	5505C	LOCATING PIN, SMALL BLOCK CHEVROLET HEAD FIXTURE - P69

PFIX-CYCLE3 Porting Fixture Parts



PFX-CYCLE3 FIXTURE ASSEMBLY, YAMAHA YZF1000 HEAD - P69			
ITEM	QTY	PART NUMBER	DESCRIPTION
1	1	5514A	FIXTURE PLATE, MOTORCYCLE HEAD #4 - P69
2	2	5505U	LOCATING PIN, YAMAHA YZF1000 HEAD - P69

PFIX-CYCLE5 Porting Fixture Parts

PFIX-CYCLE6 Porting Fixture Parts

PFIX-CYCLE7 Porting Fixture Parts

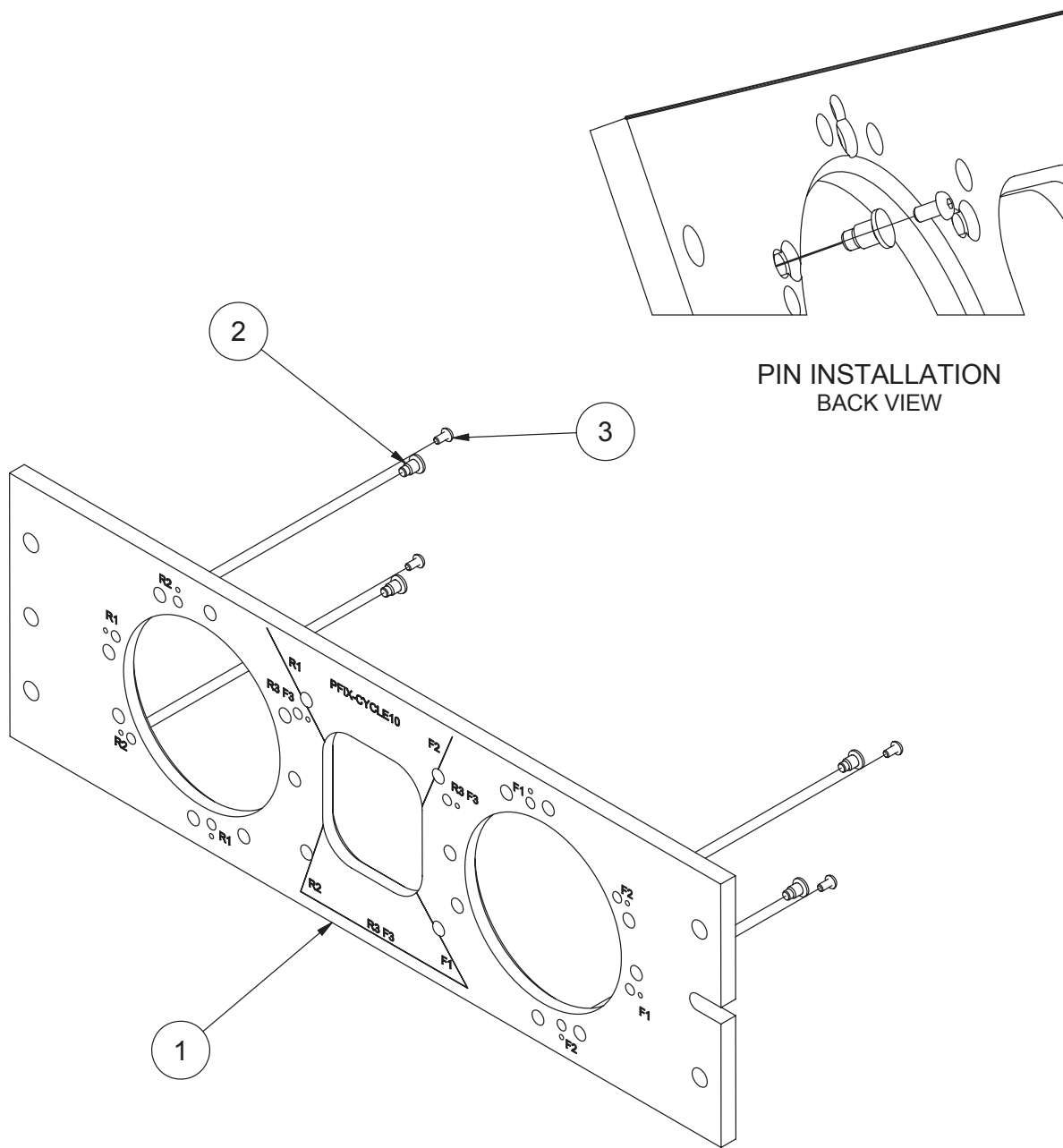
Assembly Image and Parts List are unavailable at this time.

Please visit the service tab of our web page at Send a Service Request to www.rottlermfg.com or contact the Rottler Factory Service at service@rottlermfg.com for assistance and your service request.

You may also call Rottler at 1-800-452-0534 or 1-253-872-7050

Please ensure you have the Machine Model and Serial Number available when contacting Rottler for Service

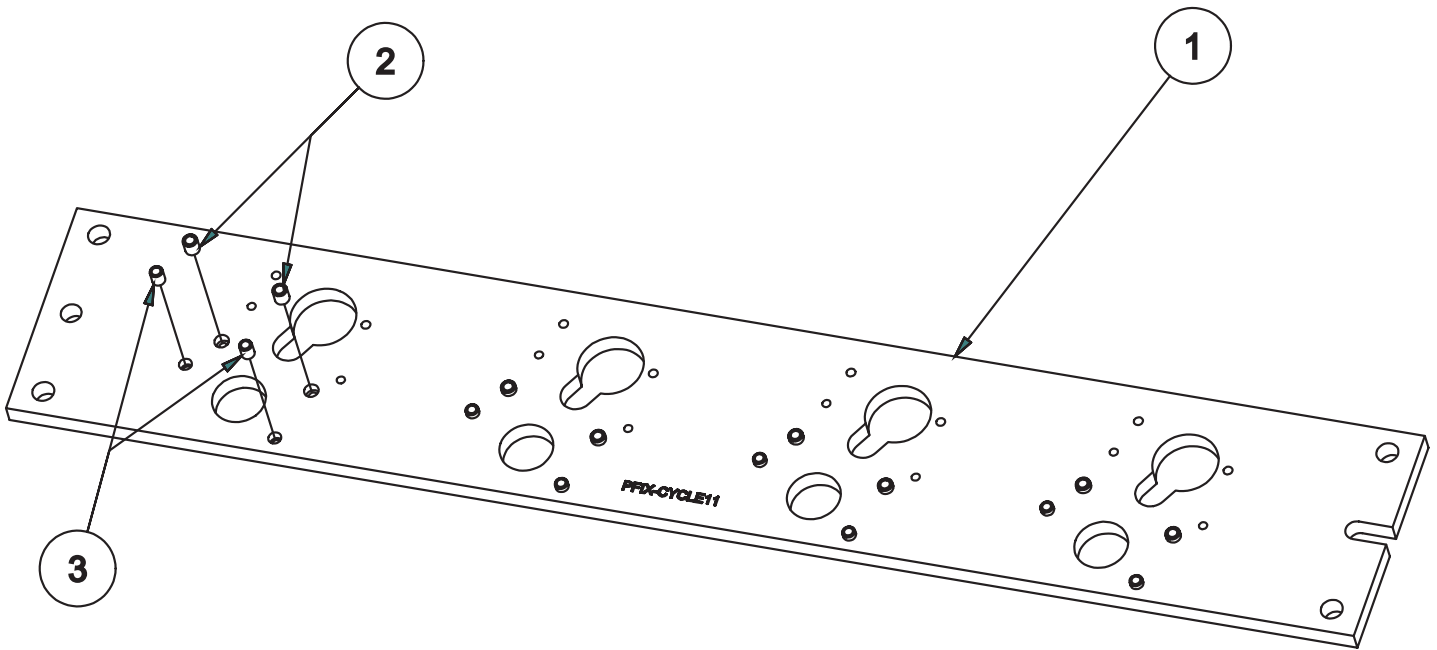
PFIX-CYCLE10 Porting Fixture Parts



**PIN INSTALLATION
BACK VIEW**

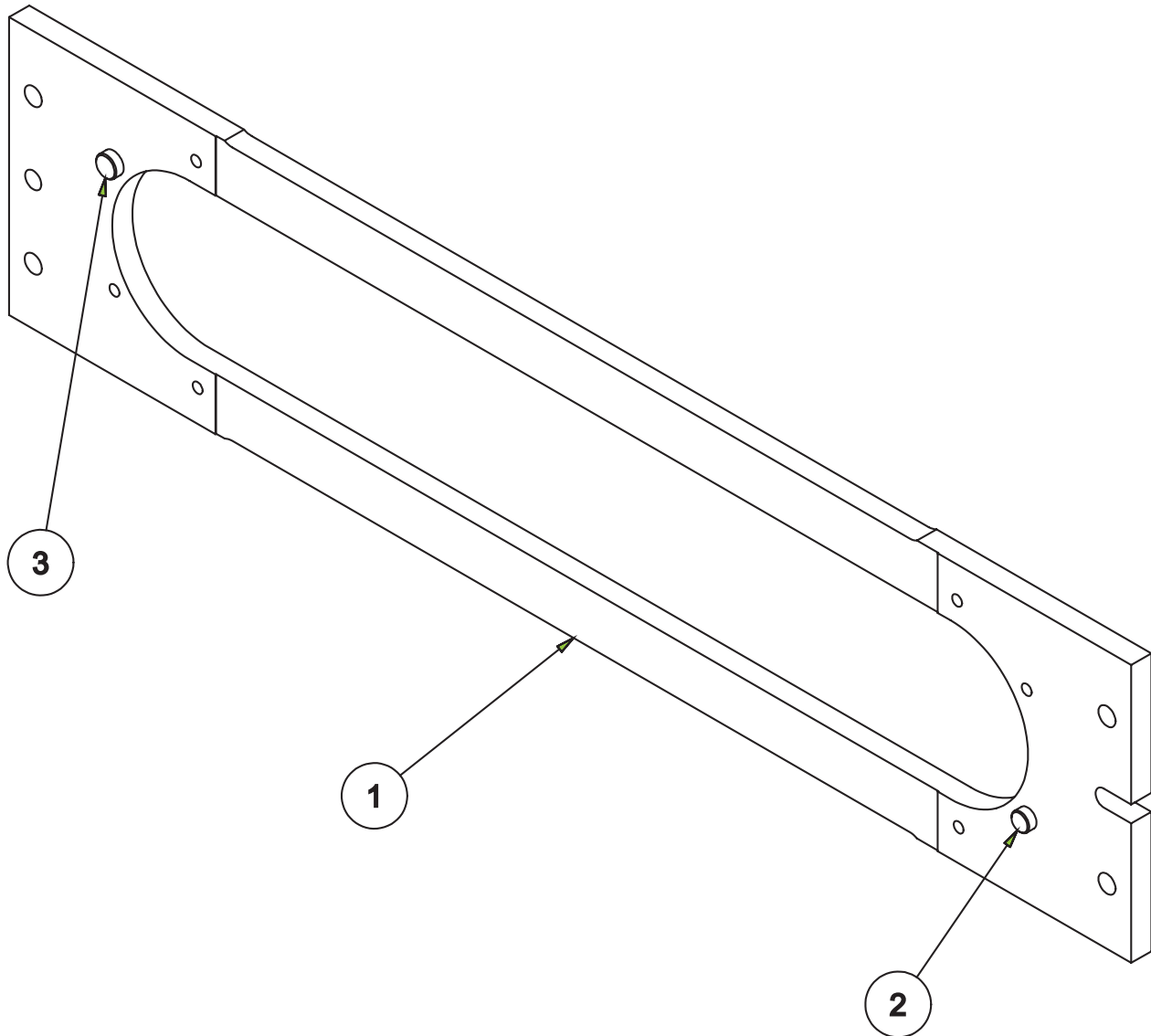
PFIX-CYCLE10 FIXTURE PLATE ASSEMBLY, HD PROSTOCK HEADS (CHAMBER MOUNT) - P69			
ITEM	QTY	PART NUMBER	DESCRIPTION
1	1	5524E	HEAD PLATE (MACHINING), HD PROSTOCK (CHAMBER MOUNT) - P69
2	4	5524B	LOCATING PIN - HD PRO STOCK HEAD
3	4	MF-88	10-24UNC x 3/8" LG. Hexagon Socket Button Head Cap Screw

PFIX-CYCLE11 Porting Fixture Parts



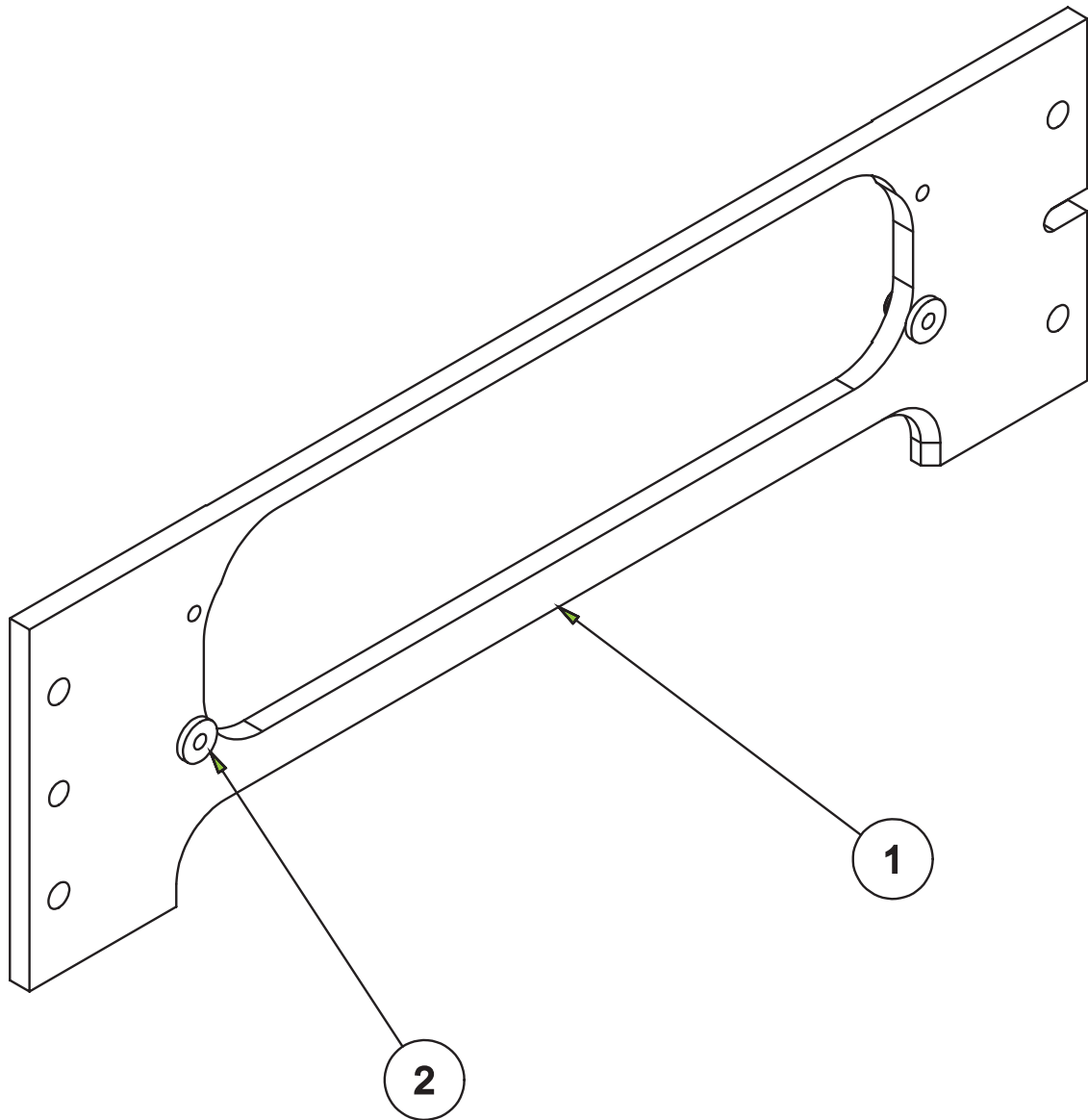
PFIX-CYCLE11 FIXTURE PLATE ASSEMBLY, CR250/CR450 HEAD, P69			
ITEM	QTY	PART NUMBER	DESCRIPTION
1	1	5533	FIXTURE PLATE (MACHINING), CR250/CR450 HEAD FIXTURE, P69
2	8	5533B	LOCATION SLEEVE, CR250, CR250/CR450 HEAD FIXTURE, P69
3	8	5533C	LOCATION SLEEVE, CR450, CR250/CR450 HEAD FIXTURE, P69

PFIX-DSL1 Porting Fixture Parts



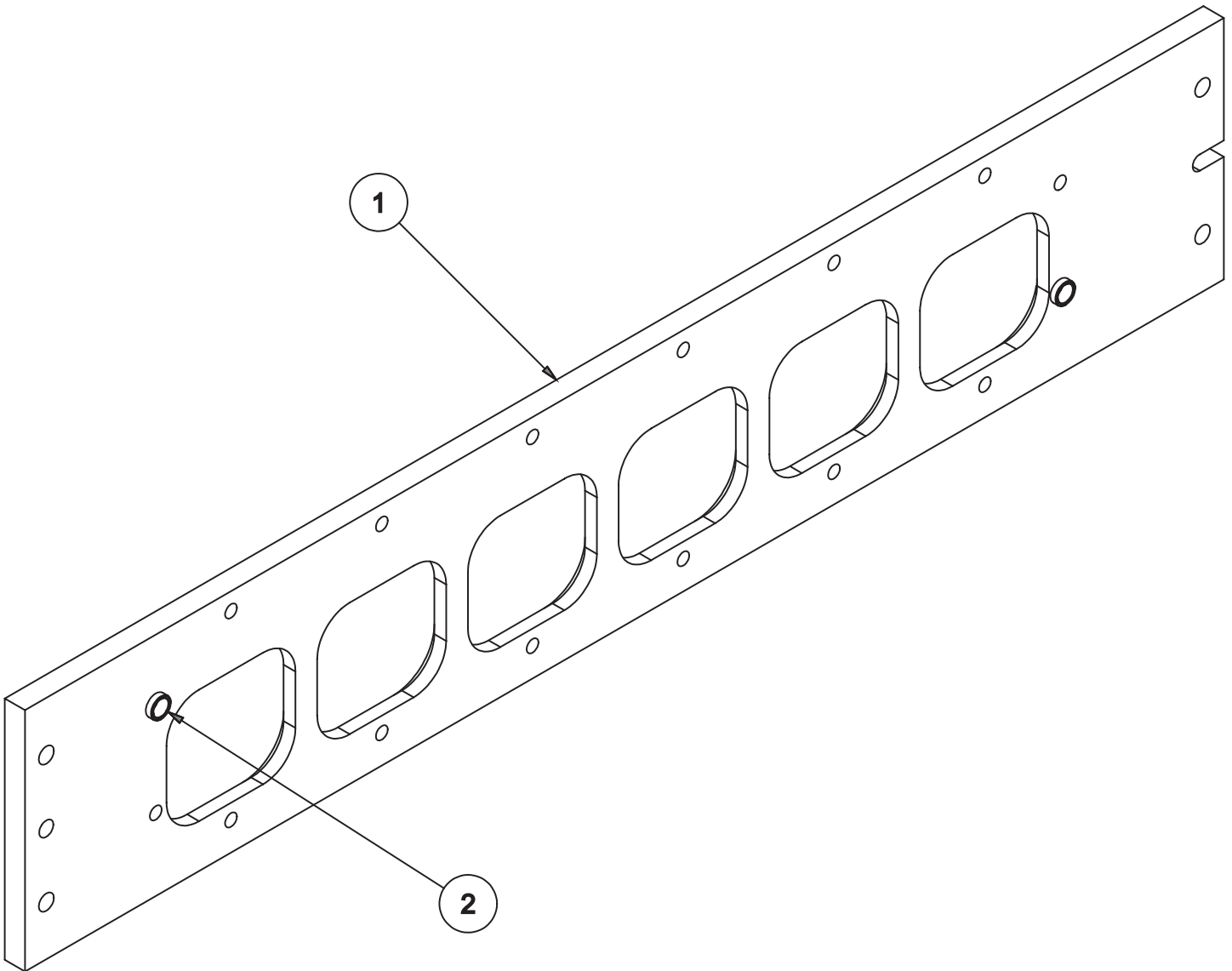
PFIX-DSL1 FIXTURE PLATE ASSEMBLY, CUMMINS 5.9L - P69			
ITEM	QTY	PART NUMBER	DESCRIPTION
1	1	5514C	FIXTURE PLATE (MACHINING) 5.9L CUMMINS - P69
2	1	5505W	LOCATING PIN #2, CUMMINS 5.9L CYLINDER HEAD - P69
3	1	5505V	LOCATING PIN #1, CUMMINS 5.9L CYLINDER HEAD - P69

PFIX-DSL2 Porting Fixture Parts



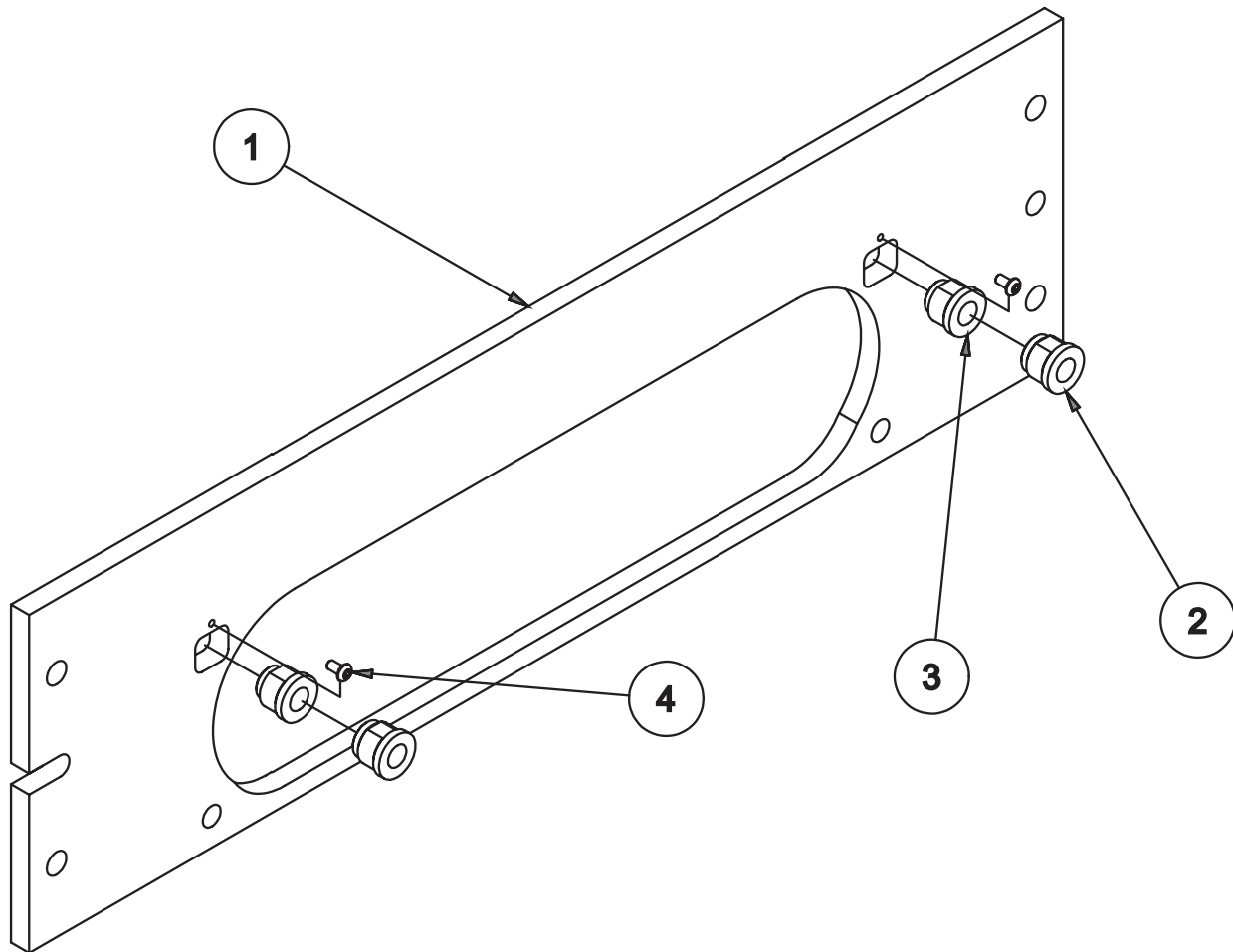
PFIX-DSL2 HEAD FIXTURE ASSEMBLY - DURAMAX DIESEL HEAD - P69			
ITEM	QTY	PART NUMBER	DESCRIPTION
1	1	5514D	FIXTURE (MACHINING) DURAMAX HEAD - P69
2	2	5505X	LOCATING PIN - DURAMAX HEAD FIXTURE - P69

PFIX-DSL3 Porting Fixture Parts



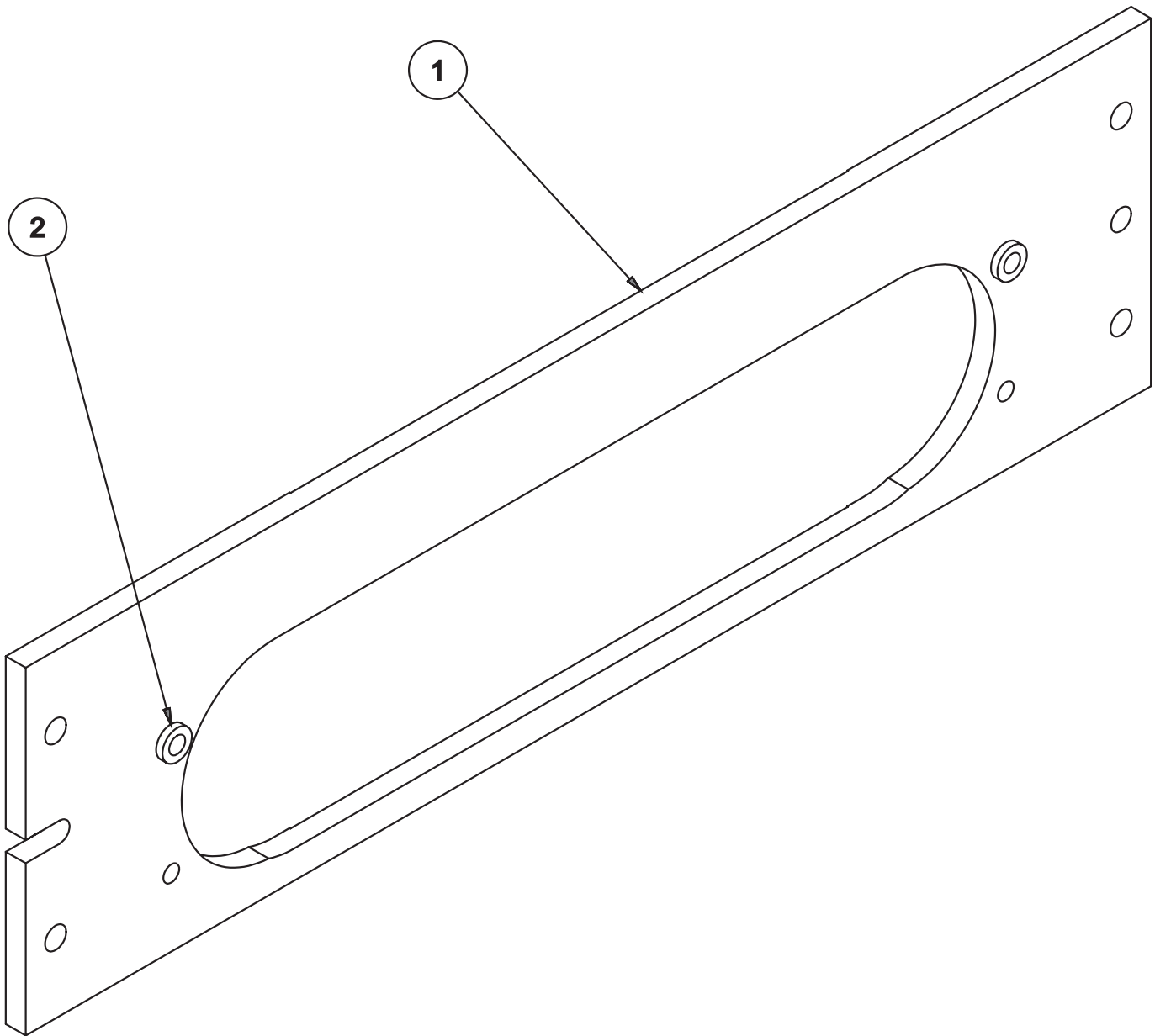
PFIX-DSL3 INTERNATIONAL INLINE 6 DIESEL FIXTURE PLATE ASSEMBLY - P69			
ITEM	QTY	PART NUMBER	DESCRIPTION
1	1	5523	INTERNATIONAL INLINE 6 HEAD PLATE (MACHINING) - P69
2	2	5523B	LOCATION RING, INTERNATIONAL INLINE 6 HEAD FIXTURE - P69

PFIX-DSL4 Porting Fixture Parts



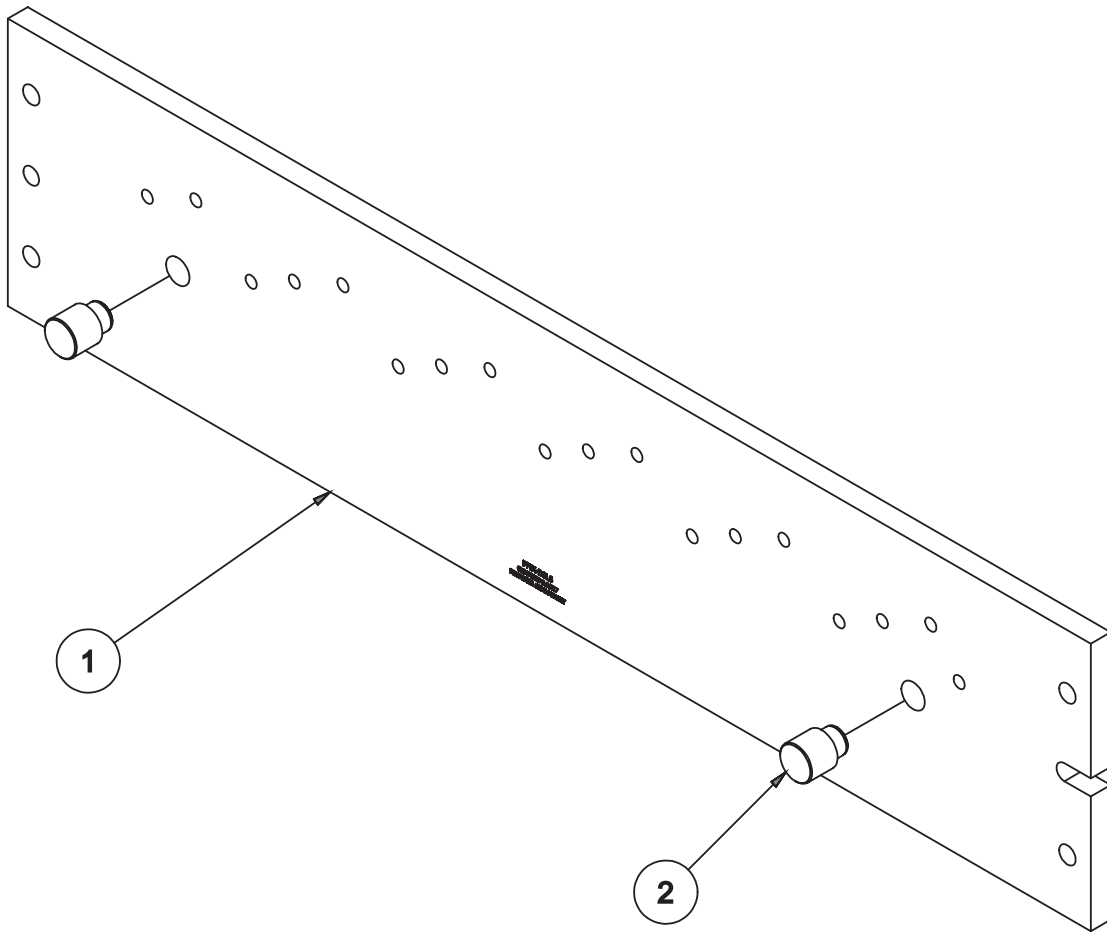
PFIX-DSL4 FORD 6.0/6.4L DIESEL FIXTURE ASSEMBLY - P69			
ITEM	QTY	PART NUMBER	DESCRIPTION
1	1	5514R	HEAD FIXTURE PLATE (MACHINING), FORD 6.0/6.4L DIESEL - P69
2	2	5517P	LOCATING PIN, FORD 6.4 DIESEL, FIXTURE ASSEMBLY - P69
3	2	5517R	LOCATING PIN, FORD 6.0 DIESEL, FIXTURE ASSEMBLY - P69
4	2	MF-88	BUTTON HEAD SCREW 10-24UNC x 5/8" LG.

PFIX-DSL5 Porting Fixture Parts



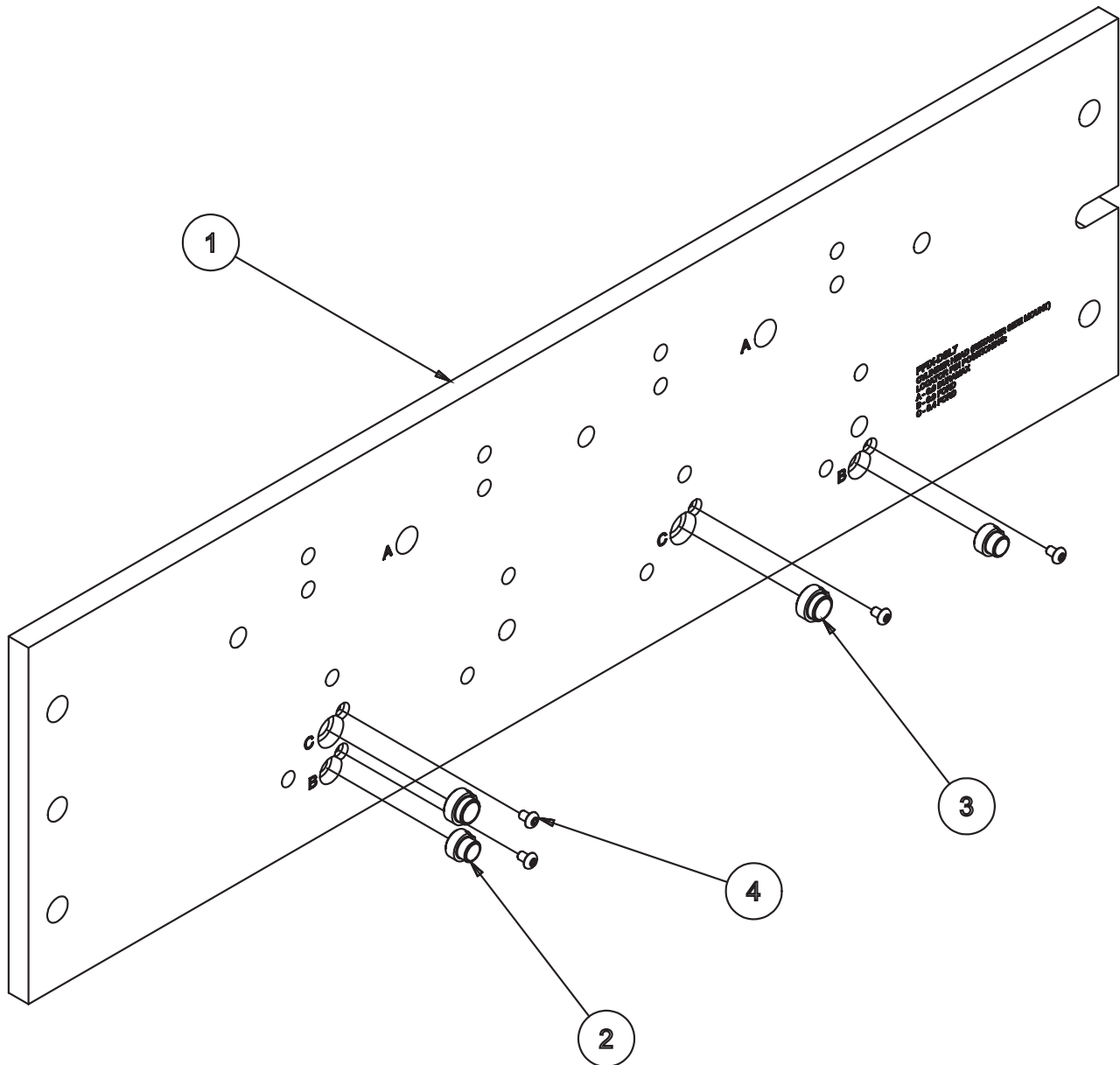
PFIX-DSL5 FORD 7.3L DIESEL FIXTURE ASSEMBLY - P69			
ITEM	QTY	PART NUMBER	DESCRIPTION
1	1	5514S	FIXTURE PLATE (MACHINING) - FORD 7.3L DIESEL CYLINDER HEAD - P69
2	2	5517Q	LOCATING PIN - FORD 7.3L DIESEL HEAD FIXTURE - P69

PFIX-DSL6 Porting Fixture Parts



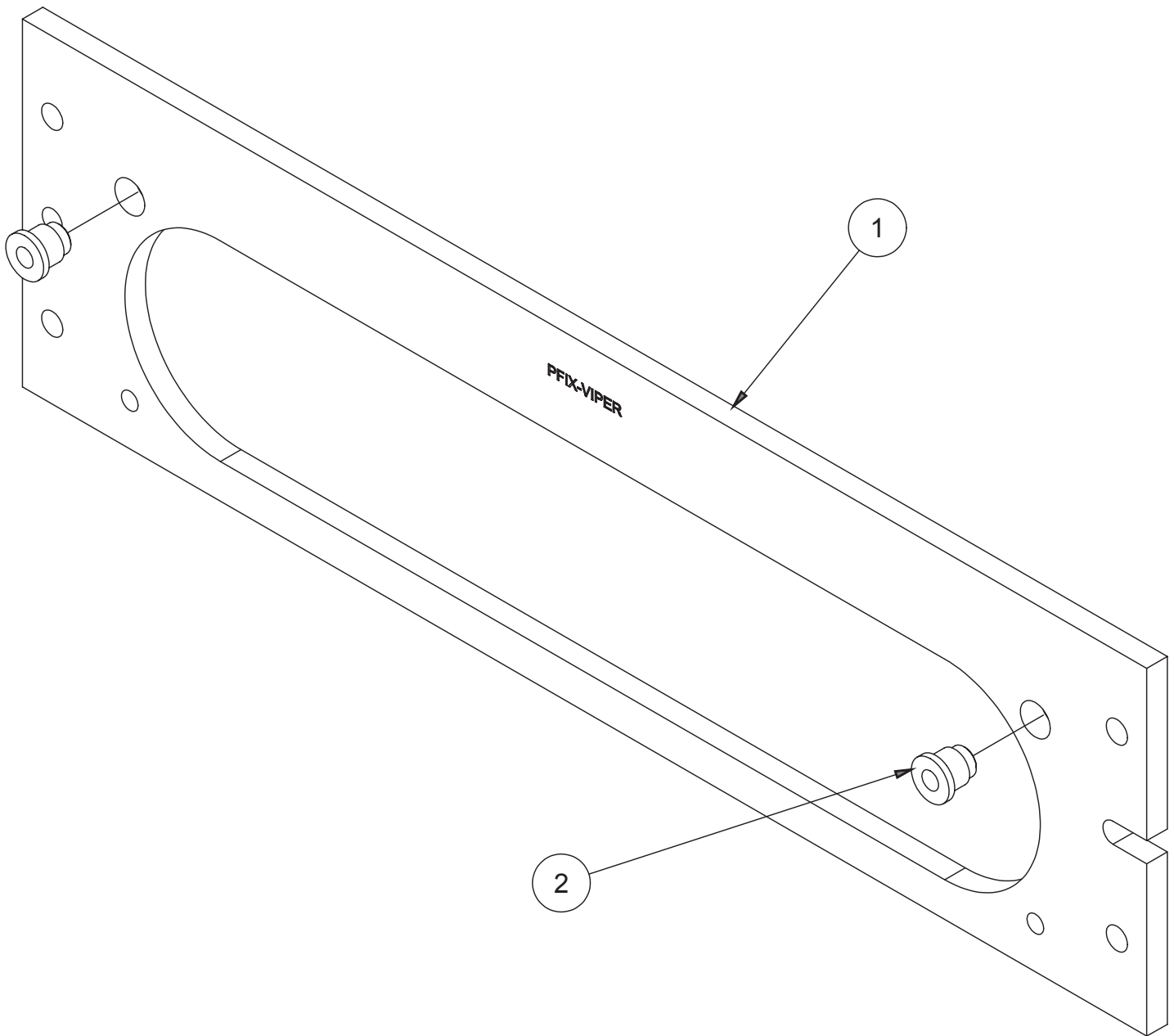
PFIX-DSL6 FIXTURE PLATE ASSEMBLY, 5.9/6.7 CUMMINS HEAD (RETAINER SIDE MOUNT) - P69			
ITEM	QTY	PART NUMBER	DESCRIPTION
1	1	5528A	FIXTURE PLATE (MACHINING) INLINE DIESEL HEAD (RETAINER SIDE MOUNT) - P69
2	2	5528B	LOCATING PIN, 5.9/6.7 CUMMINS HEAD FIXTURE (RETAINING SIDE MOUNT) - P69

PFIX-DSL7 Porting Fixture Parts



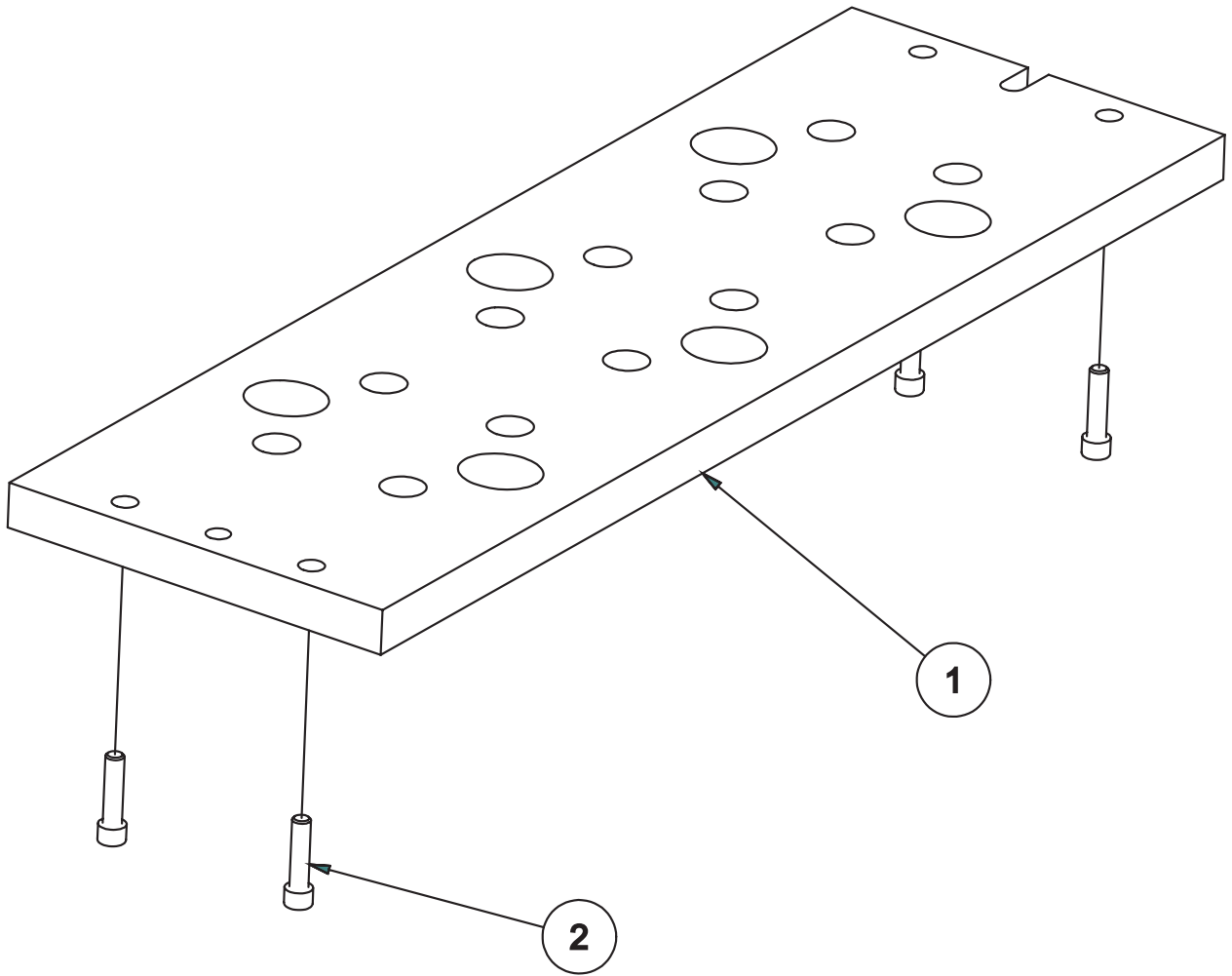
PFIX-DSL7 FIXTURE PLATE ASSEMBLY, 5.9/6.7 CUMMINS (RETAINER SIDE MOUNT) - P69			
ITEM	QTY	PART NUMBER	DESCRIPTION
1	1	5527	FIXTURE PLATE (MACH.), SPECIAL RETAINER SIDE MOUNT - 6.6 DURAMAX, 6.4 FORD, 6.0 FORD
2	2	5527A	LOCATING PIN (.417 DIA.), 6.0L FORD HEAD (RETAINER SIDE MOUNT)
3	2	5527B	LOCATING PIN (.508 DIA.), 6.4L FORD HEAD (RETAINER SIDE MOUNT)
4	4	MF-86	Hexagon Socket Button Head Cap Screw

PFIX-VIPER Porting Fixture Parts



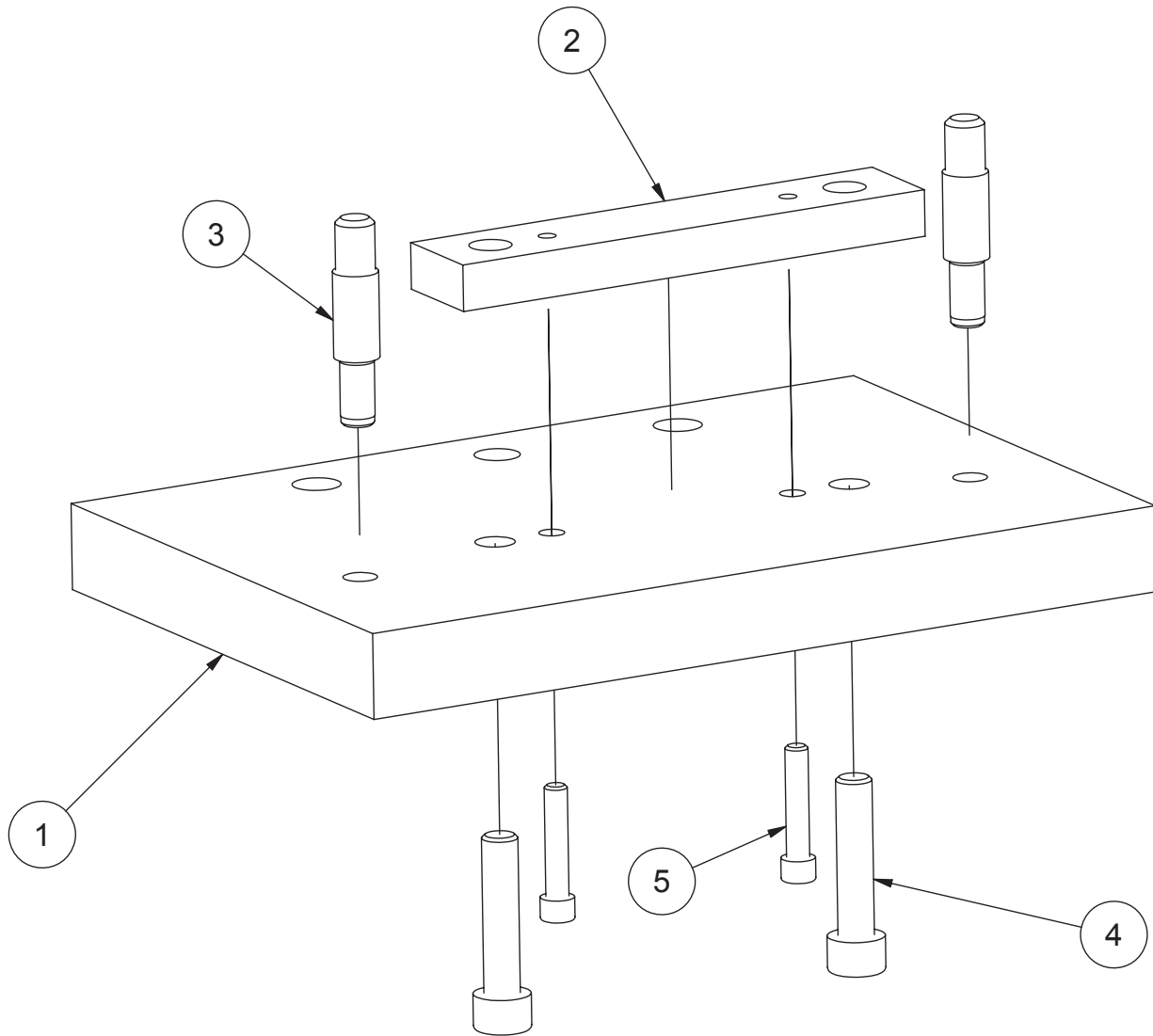
PFIX-VIPER FIXTURE ASSEMBLY - DODGE VIPER V10 HEAD - P69			
ITEM	QTY	PART NUMBER	DESCRIPTION
1	1	5514T	FIXTURE PLATE (MACHINING) - DODGE VIPER V10 HEAD - P69
2	2	5528C	LOCATOR PIN - DODGE VIPER V10 HEAD - P69

PFIX-PORSCHE Porting Fixture Parts



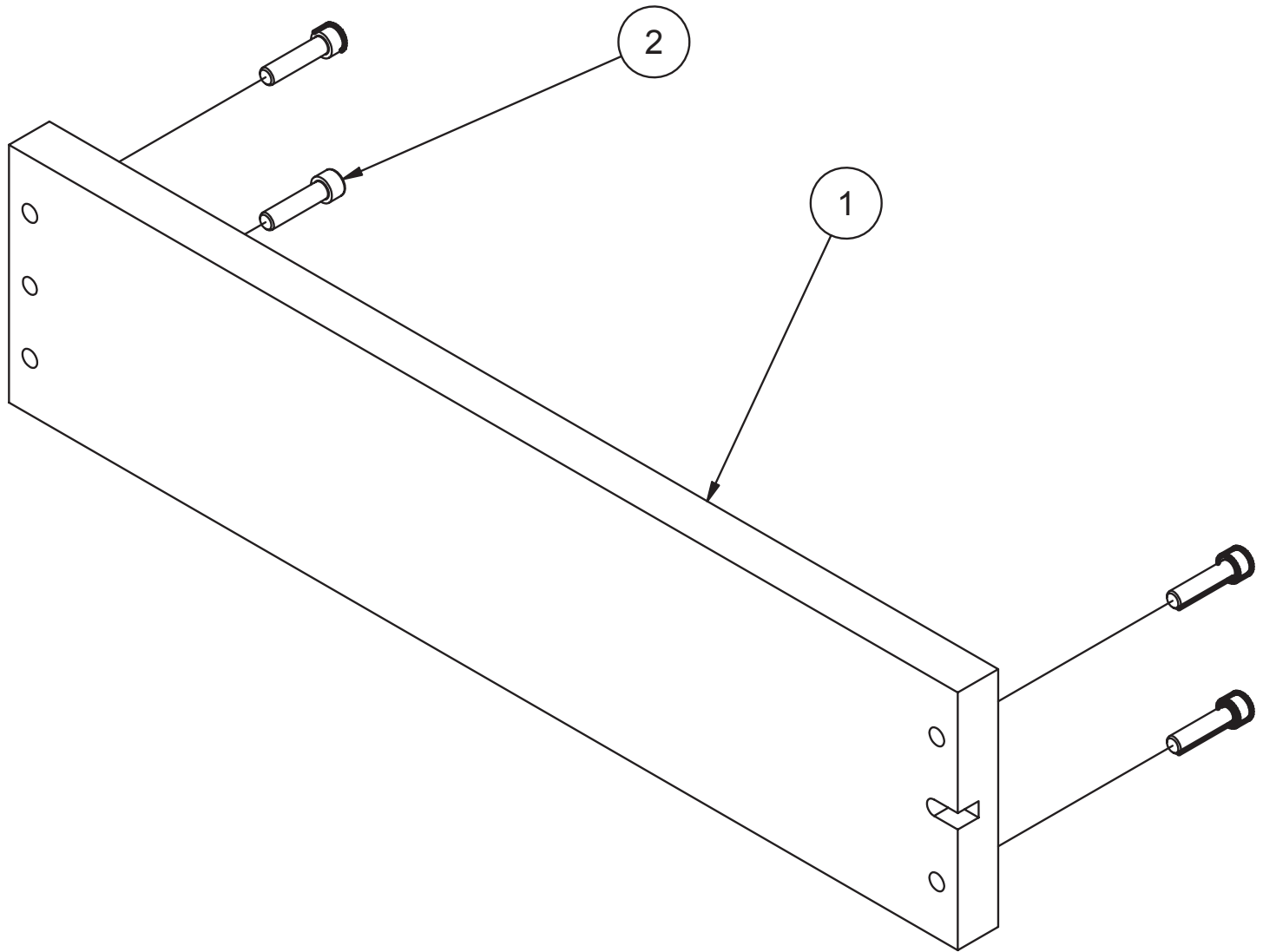
PFX-PORSCHE - HEAD MOUNT PLATE ASSEMBLY (SPECIAL PORSCHE 3 HEAD)			
ITEM	QTY	PART NUMBER	DESCRIPTION
1	1	5514Q	HEAD MOUNT PLATE (SPECIAL PORSCHE 3 HEAD) P69
2	4	MF-33	3/8-16UNC x 1-1/2" LG. S.H.C.S.

5536 Porting Fixture Parts



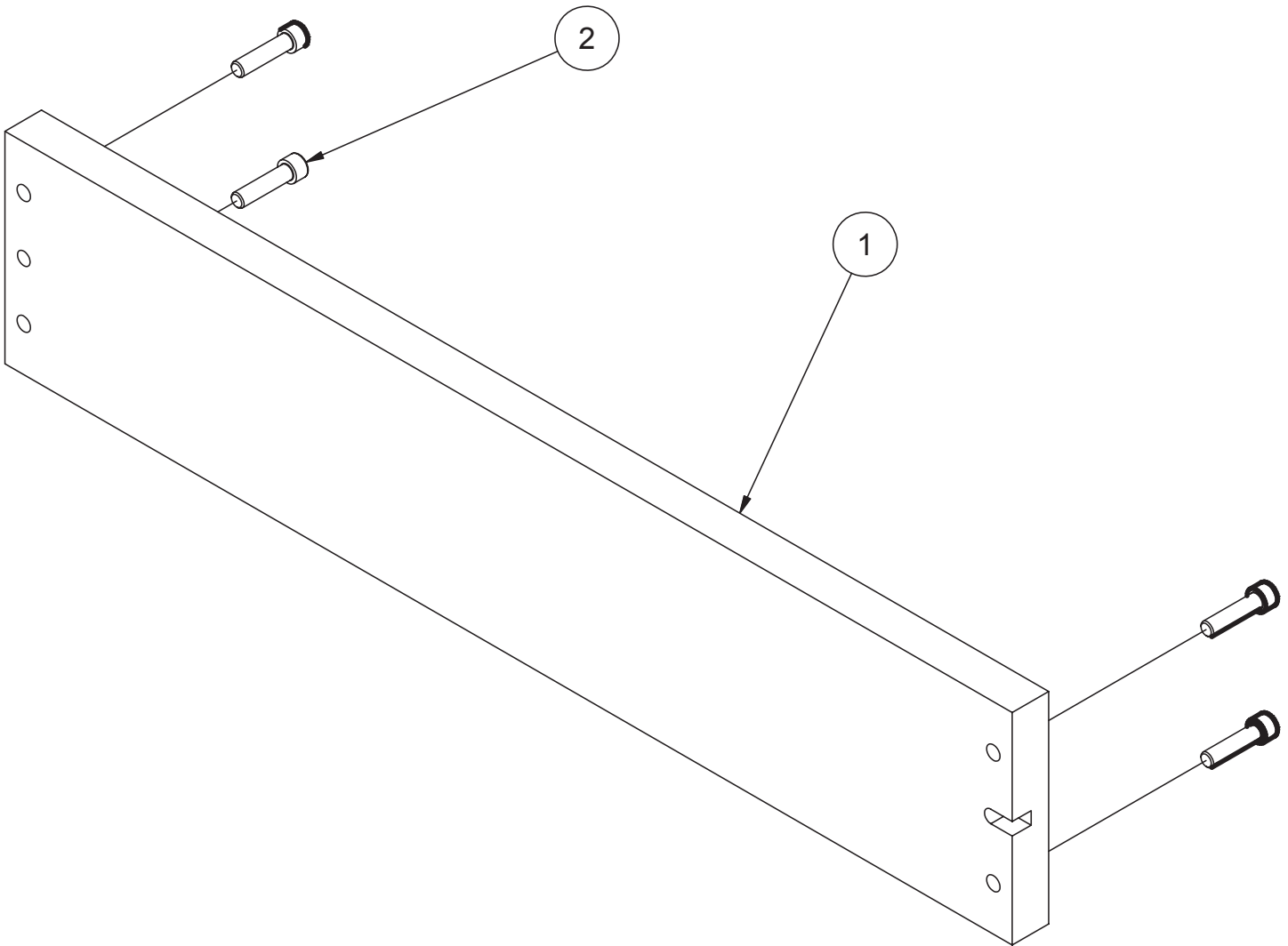
5536 VW AIR COOLED HEAD FIXTURE ASSEMBLY			
ITEM	QTY	PART NUMBER	DESCRIPTION
1	1	5536A	FIXTURE PLATE, VW AIR COOLED HEAD FIXTURE ASSEMBLY
2	1	5536B	SPACER BAR, VW AIR COOLED HEAD FIXTURE
3	2	5536C	LOCATING PIN, VW AIR COOLED HEAD FIXTURE
4	2	5536D	S.H.C.S. M10x1.5 x 45mm LONG
5	2	MF-16	S.H.C.S.1/4 - 20 UNC - 1 1/4

5517B Universal Semi-finished Fixture Plate Parts



5517B OVERHEAD CAM FIXTURE PLATE ASSEMBLY - P69			
ITEM	QTY	PART NUMBER	DESCRIPTION
1	1	5517A	OVERHEAD CAM FIXTURE PLATE - P69
2	4	MF-45	S.H.C.S. 1/2 - 13 UNC - 2


5517S Universal Semi-finished Fixture Plate Parts



5517S OVERHEAD CAM FIXTURE PLATE ASSEMBLY (EXTRA LONG) - P69			
ITEM	QTY	PART NUMBER	DESCRIPTION
1	1	5517T	OVERHEAD CAM FIXTURE PLATE (EXTRA LONG) - P69
2	4	MF-45	S.H.C.S. 1/2 - 13 UNC - 2


650-2-44 Spindle Adapter CAT 40 for 650-2-9B Universal Chuck

Sold only as complete assembly.

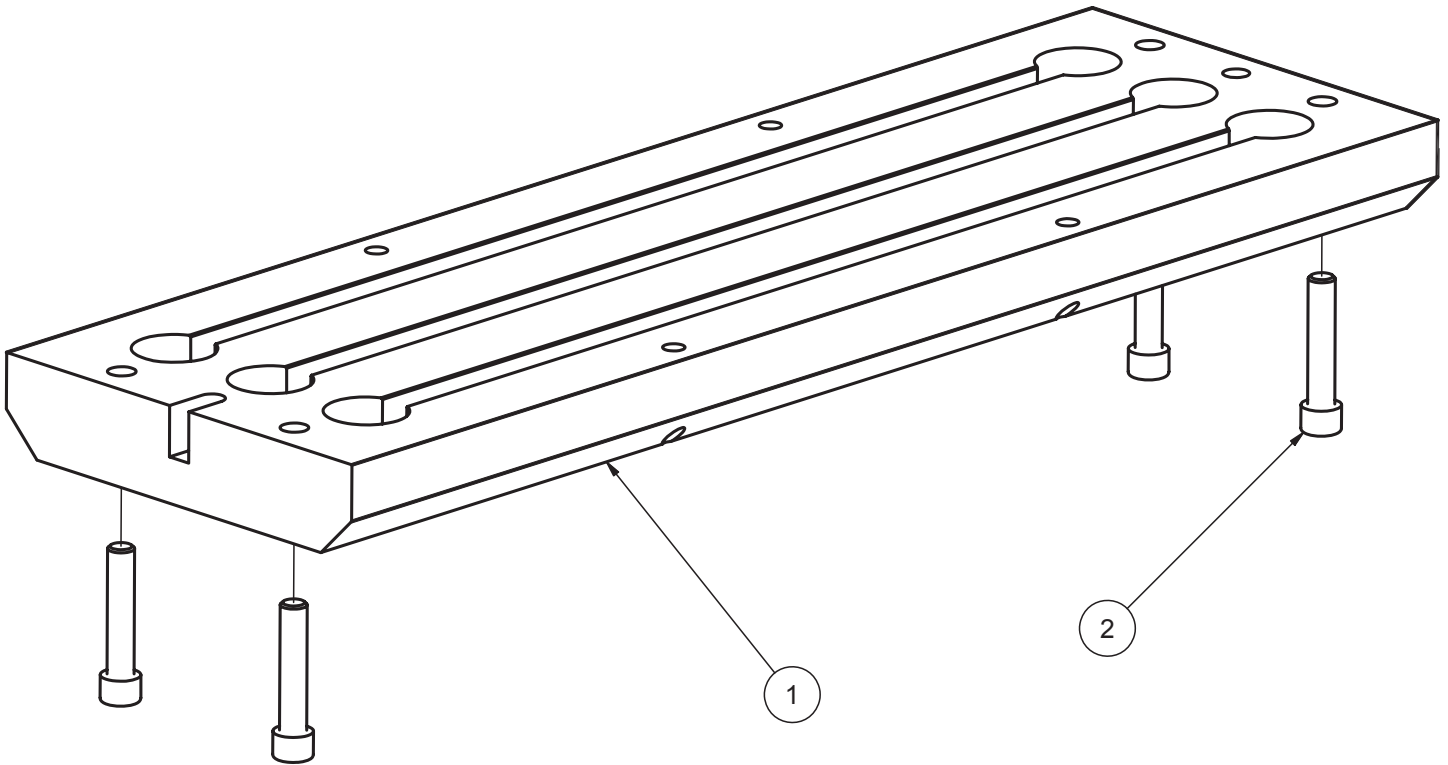


650-2-9B Universal Chuck requires 650-2-44 Spindle Adapter

Sold only as complete assembly



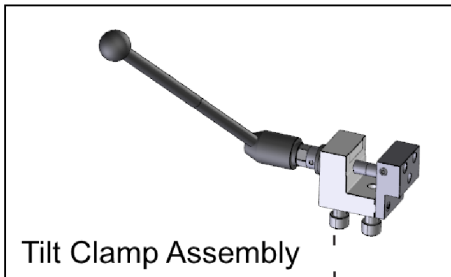
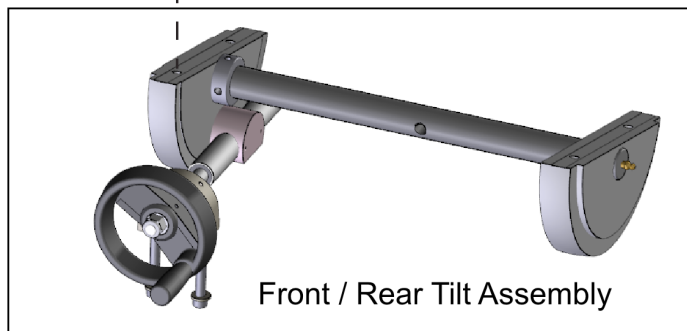
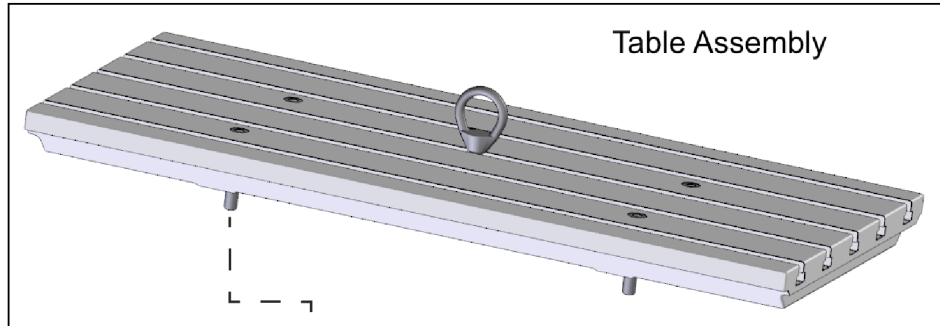
5517F Universal T Slot Table Parts



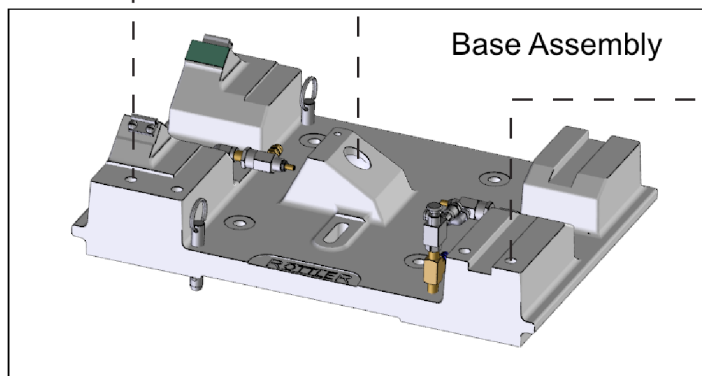

5517F T-SLOT TABLE ASSEMBLY, ROCK & ROLL FIXTURE			
ITEM	QTY	PART NUMBER	DESCRIPTION
1	1	5517G	T-SLOT TABLE, ROCK & ROLL FIXTURE
2	4	MF-45A	1/2-13UNC x 2-1/2" LG. S.H.C.S.

7209M Leveling Table Sections

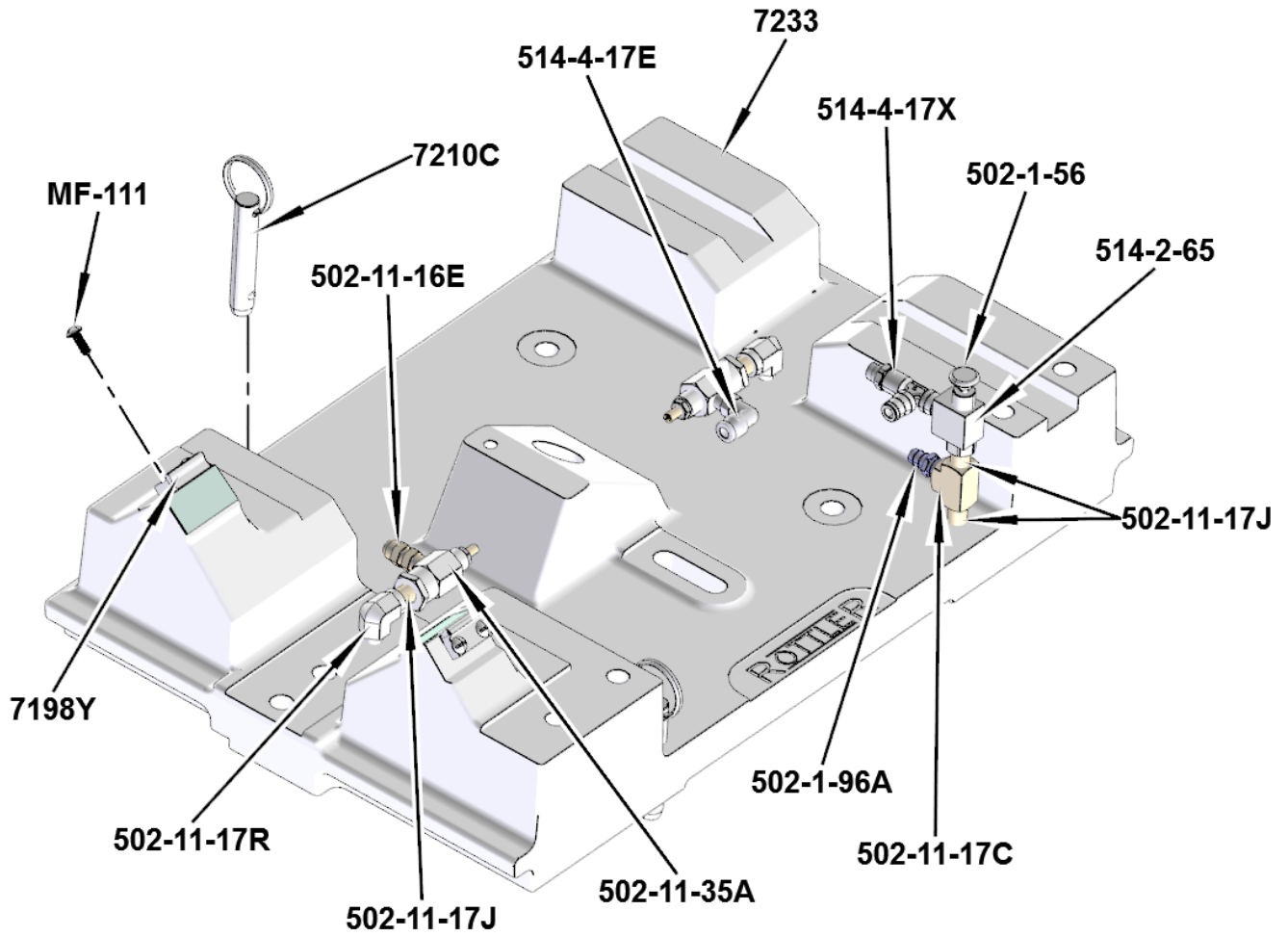
7209M Leveling Table Sections



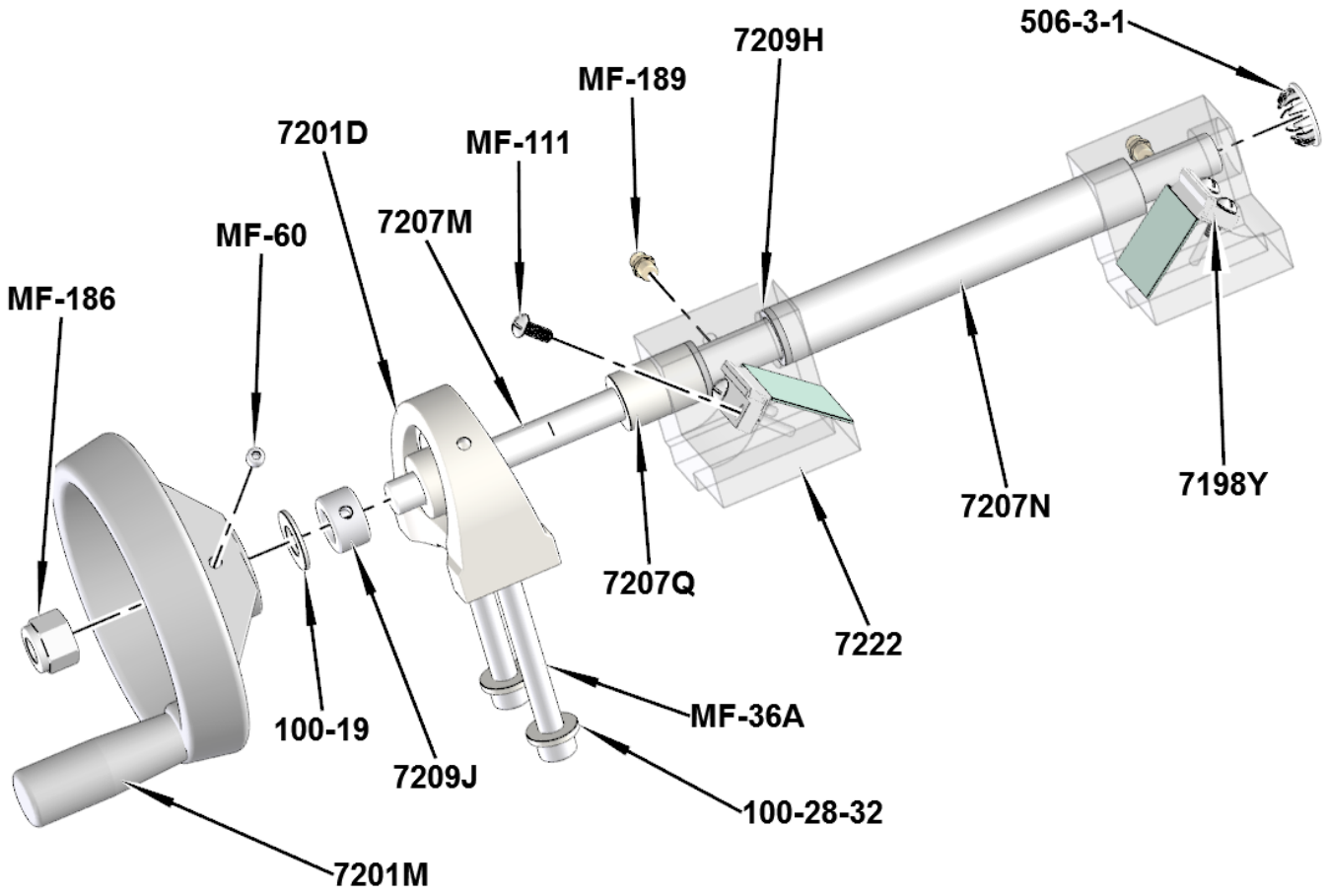
Tensioner Assembly



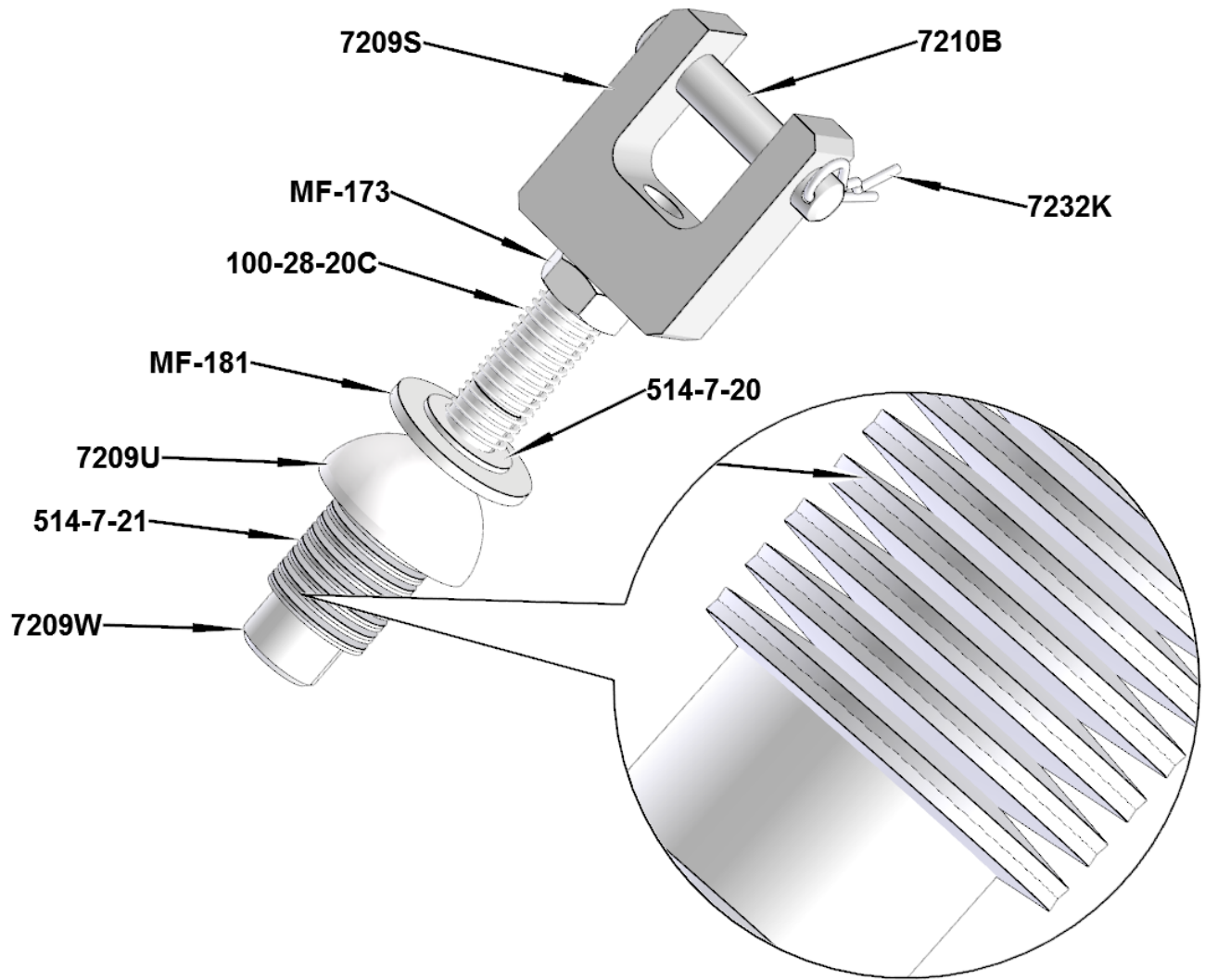
Base Assembly Section Parts



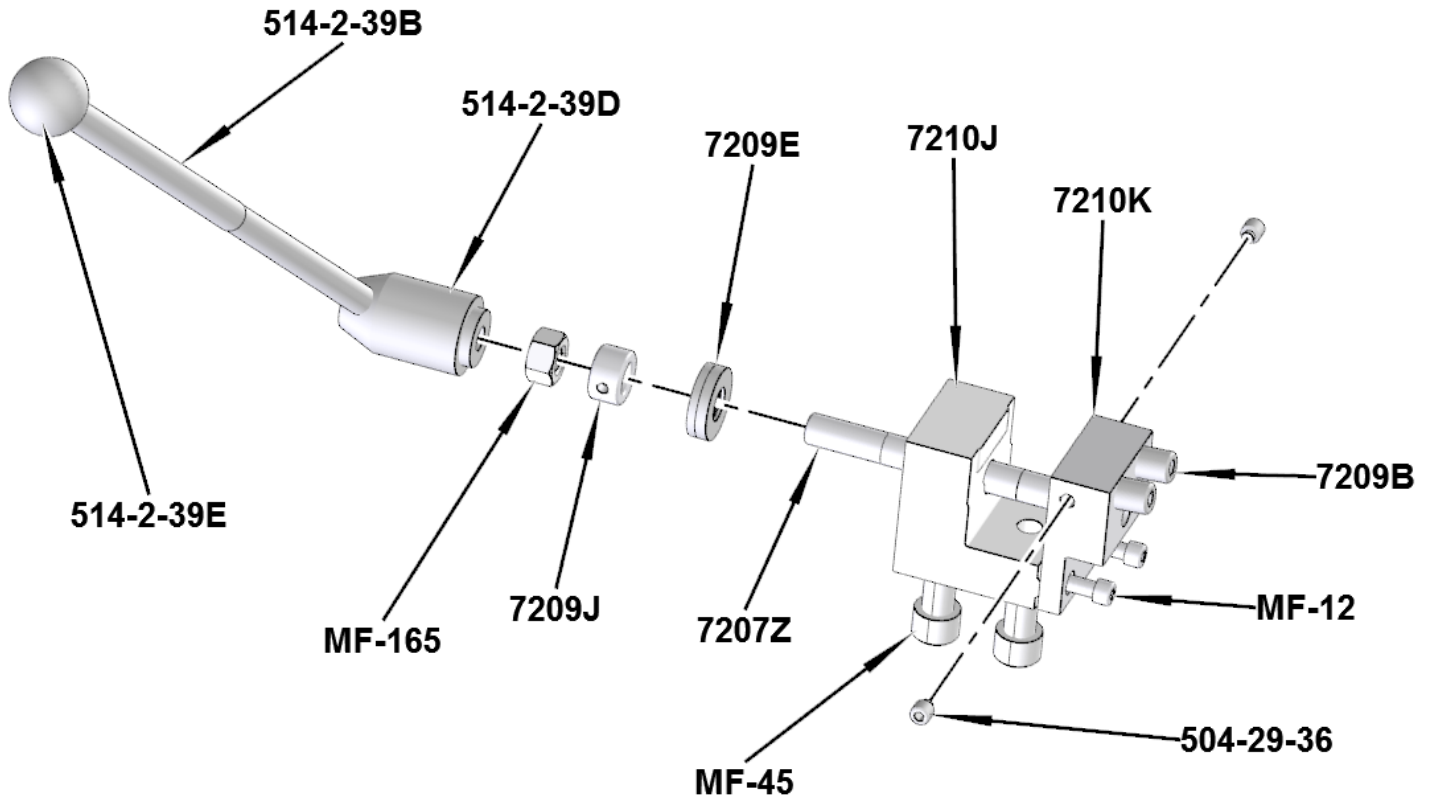
Left/ Right Tilt Assembly Section Parts



Tensioner Assembly Section Parts



Tilt Clamp Assembly Section Parts



Front/Rear Tilt Assembly Section Parts

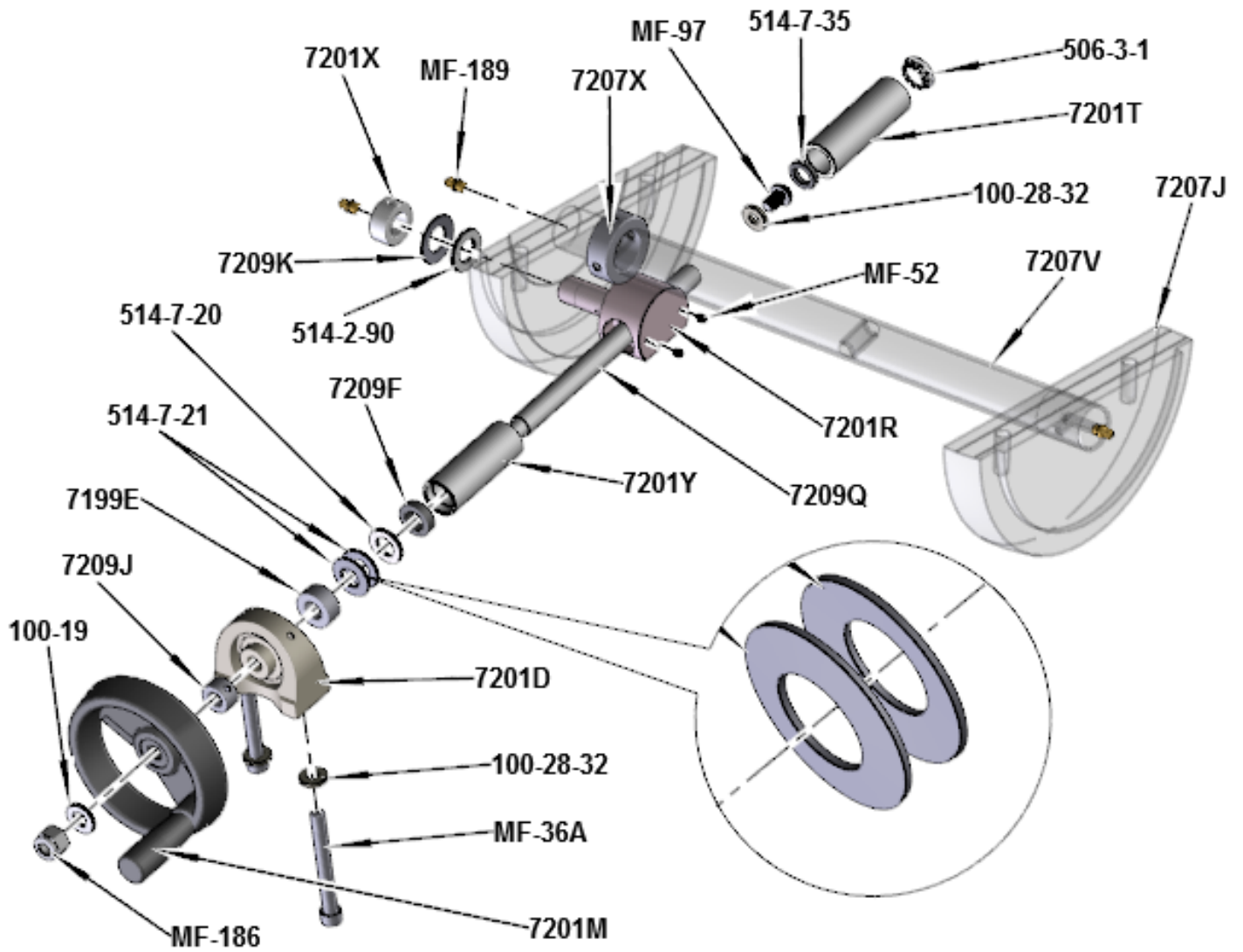

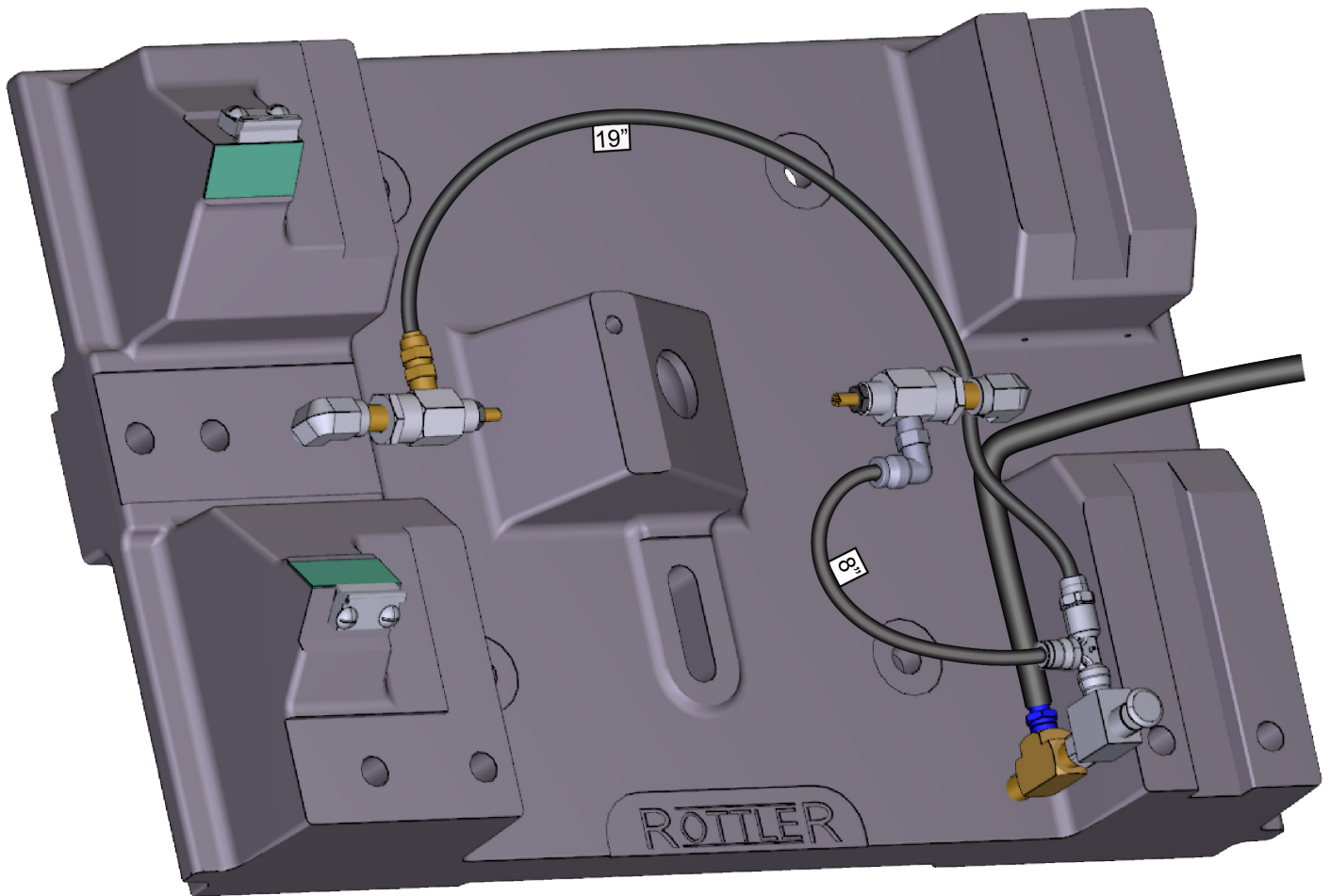


Table Assembly Section Parts




Air Hose Diagram



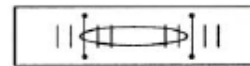
11115 Parallels

Sold only as a matched set.



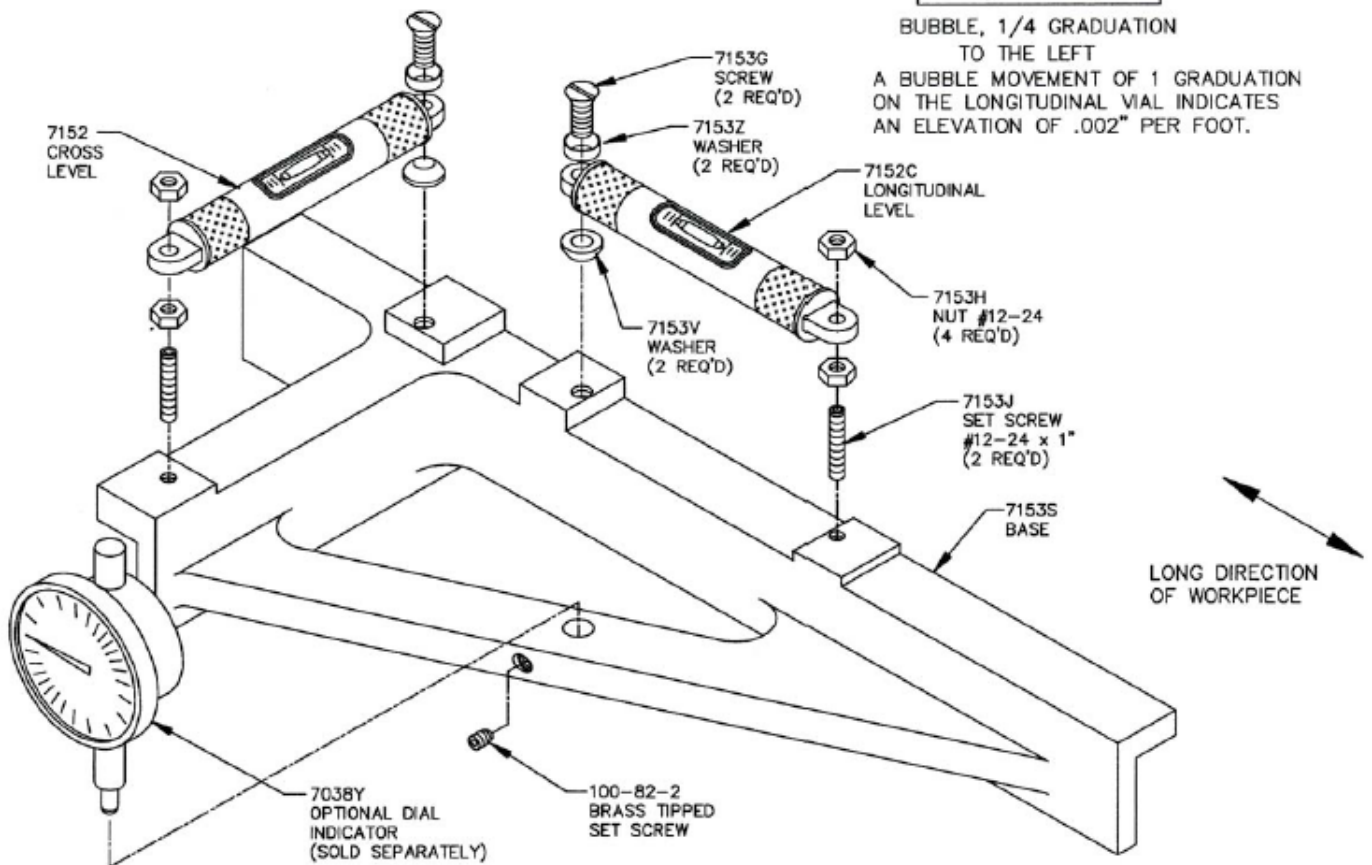
7152A Dual Axis Level Assembly Parts

ILLUSTRATION Ⓐ



BUBBLE, 1/4 GRADUATION
TO THE LEFT

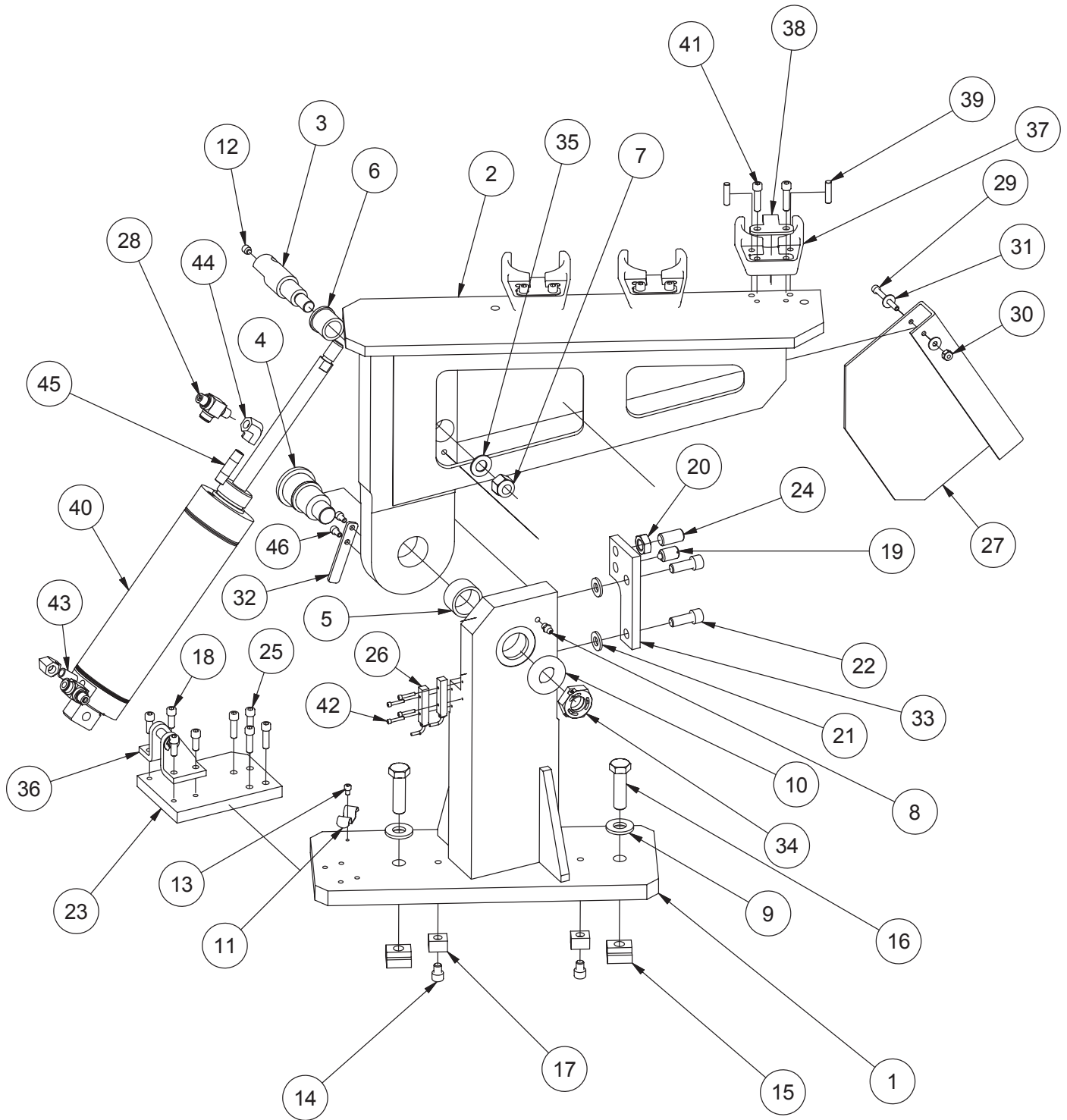
A BUBBLE MOVEMENT OF 1 GRADUATION
ON THE LONGITUDINAL VIAL INDICATES
AN ELEVATION OF .002" PER FOOT.



7152A - OPTIONAL DUAL
AXIS LEVEL ASSEMBLY

NOTE: 7152A ASSEMBLY DOES NOT INCLUDE 7038Y DIAL INDICATOR

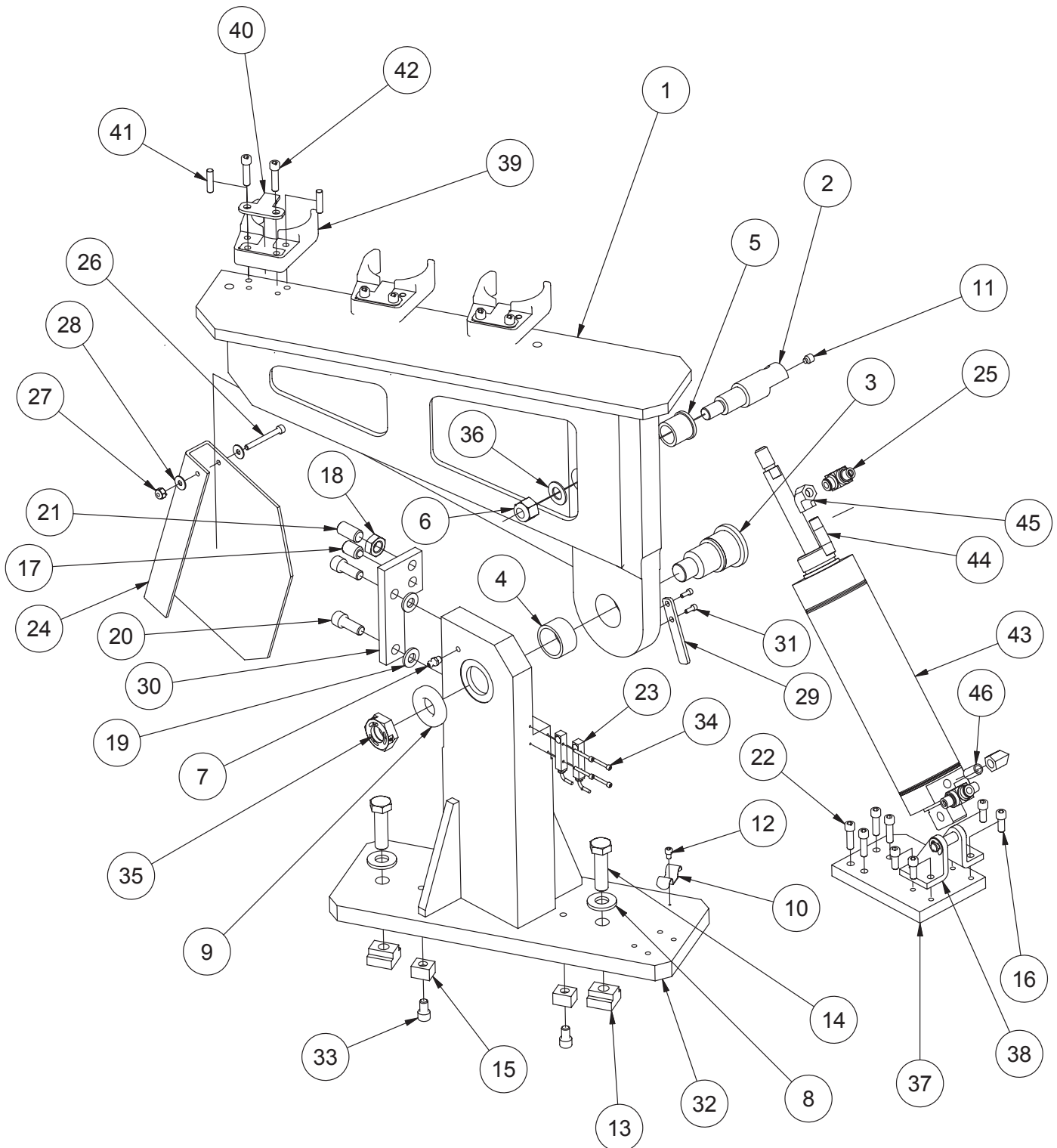
5531 Automatic Tool Changer Parts (Left Hand)



5531
TOOL CHANGER ASSEMBLY
(LEFT HAND)
P69HD CAT40

5531 TOOL CHANGER ASSEMBLY P69HD CAT40			
ITEM	QTY	PART NUMBER	DESCRIPTION
1	1	5518A	BASE (MACHINING)
2	1	5518C	UPPER ARM (MACHINING), TOOL CHANGER (LEFT HAND)- P69
3	1	5531D	UPPER CYLINDER MOUNT, TOOL CHANGER - P69HD
4	1	5518K	PIVOT PIN, TOOL CHANGER - P69
5	1	5518L	BEARING
6	1	504-35-14D	FLANGED BEARING
7	1	MF-186	1/2-13 Nylock Nut
8	1	MF-189	STRAIGHT GREASE FITTING
9	2	100-19A	Hardened washer 17/32 I.D.
10	1	6287	WASHER, THRUST 3/4"
11	1	502-12-15	CLIP, HOSE, DOUBLE
12	1	504-29-36	BRASS TIPPED SET SCREW 5/16-18UNC x 5/16" LG.
13	1	MF-3B	S.H.C.S. 8 - 32 UNC - 1/4
14	2	MF-21B	5/16-18UNC x 3/8" LG. S.H.C.S.
15	2	650-3-10	TN-5 T-Nut
16	2	MF-137F	1/2-13UNC x 1-3/4" LG. HEX BOLT
17	2	650-3-9	Key
18	4	MF-13	S.H.C.S.1/4 - 20 UNC - 5/8
19	1	502-8-52C	Spring Plunger
20	1	MF-171	1/2-13UNC HEX JAM NUT
21	2	100-28-32	Thrust Washer
22	2	MF-31	S.H.C.S.3/8 - 16 UNC - 1
23	1	5531C	CYLINDER MOUNT SPACER, TOOL CHANGER - P69HD
24	1	MF-72	Flat Point 1/2-13 UNC x 1
25	4	MF-15A	S.H.C.S.1/4 - 20 UNC - 7/8
26	2	514-2-65C	Proximity Switch
27	1	5518P	DUST COVER
28	2	5518Q	FLOW CONTROL
29	1	MF-7	S.H.C.S.10 - 24 UNC - 1 3/4
30	1	MF-186B	10-24UNC HEX NYLOCK NUT
31	2	MF-175	#10 FLAT WASHER
32	1	5518R	TARGET, PROXIMITY SENSOR, TOOL CHANGER - P69
33	1	5518G	PIVOT STOP PLATE, TOOL CHANGER - P69
34	1	650-3-46W	HEX LOCK NUT, 3/4-16UNF - P69 TOOL CHANGER
35	1	100-19	Washer
36	1	5531B	LOWER CYLINDER MOUNT
37	3	11042Q	CAT 40 TOOL GRIPPER
38	3	11042R	CAT 40 TOOL INDEXER
39	6	11042S	CAT 40 GRIPPER INDEXING PIN
40	1	650-3-61E	CYLINDER
41	6	MF-15	1/4-20UNC x 1" LG. S.H.C.S.
42	4	650-2-74W	4-40UNC x 5/8" LG. S.H.C.S.
43	1	502-11-17J	Nipple,Close 1/8" NPT
44	2	502-11-17A	ELBOW 90 DEG. 1/8NPT x 1/8NPT
45	1	502-11-17Q	NIPPLE, LONG 1/8NPT x 1-1/2"
46	2	MF-4	S.H.C.S. 10 - 24 UNC - 3/8

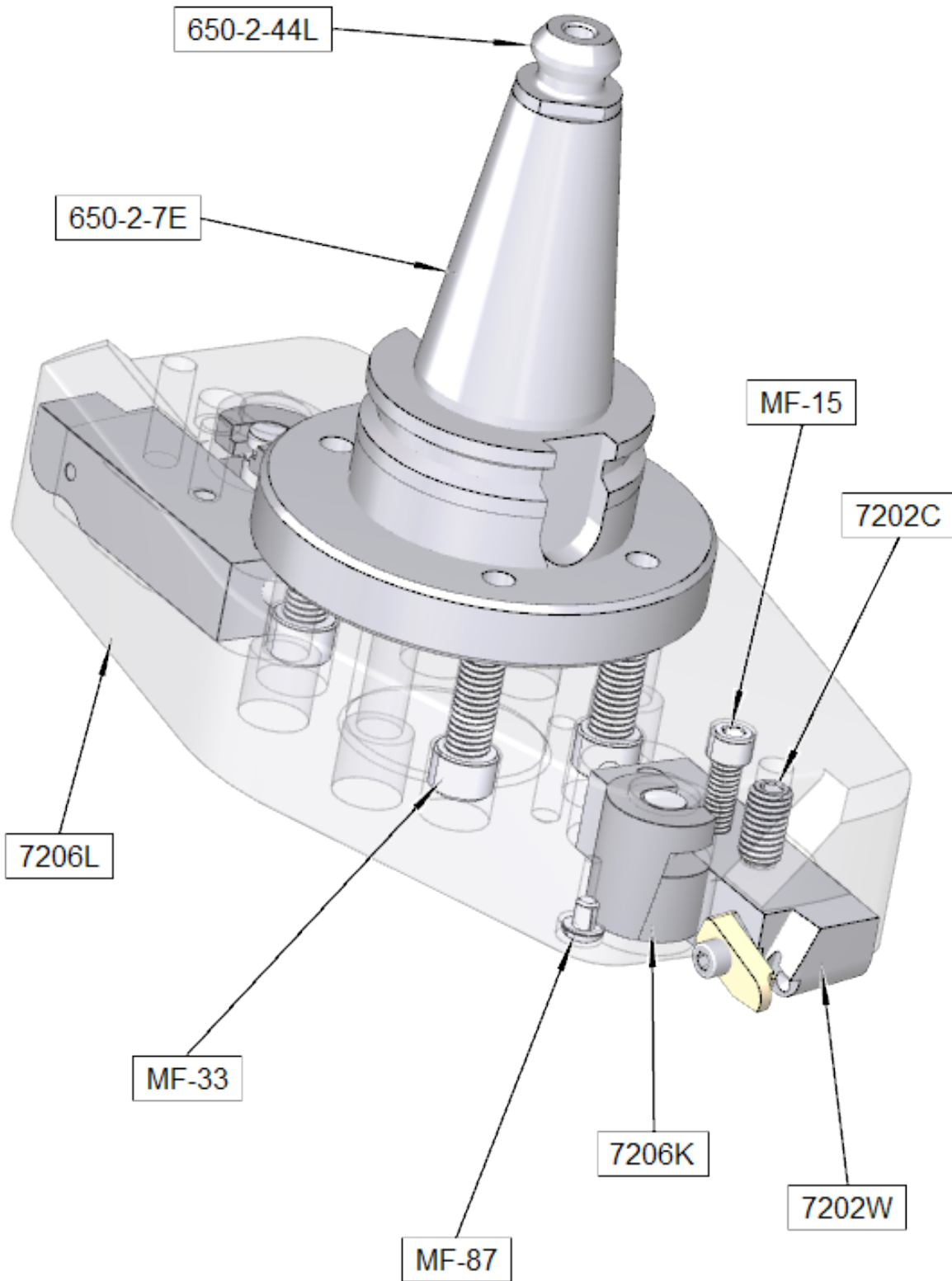
5532 Automatic Tool Changer Parts (Right Hand)



5532
TOOL CHANGER ASSEMBLY
(RIGHT HAND)
P69HD CAT40

5519 TOOL CHANGER ASSEMBLY, RIGHT HAND - P69			
ITEM	QTY	PART NUMBER	DESCRIPTION
1	1	5519C	UPPER ARM (MACHINING), RIGHT HAND TOOL CHANGER - P69
2	1	5531D	UPPER CYLINDER MOUNT, TOOL CHANGER - P69HD
3	1	5518K	PIVOT PIN, TOOL CHANGER - P69
4	1	5518L	BEARING
5	1	504-35-14D	FLANGED BEARING
6	1	MF-186	1/2-13 Nylock Nut
7	1	MF-189	STRAIGHT GREASE FITTING
8	2	100-19A	Hardened washer 17/32 I.D.
9	1	6287	WASHER, THRUST 3/4"
10	1	502-12-15	CLIP, HOSE, DOUBLE
11	1	504-29-36	BRASS TIPPED SET SCREW 5/16-18UNC x 5/16" LG.
12	1	MF-3B	S.H.C.S. 8 - 32 UNC - 1/4
13	2	650-3-10	TN-5 T-Nut
14	2	MF-137F	1/2-13UNC x 1-3/4" LG. HEX SCREW
15	2	650-3-9	Key
16	4	MF-13	S.H.C.S. 1/4 - 20 UNC - 5/8
17	1	502-8-52C	Spring Plunger
18	1	MF-171	1/2-13UNC HEX JAM NUT
19	2	100-28-32	Thrust Washer
20	2	MF-31	3/8-16UNC x 1" LG. S.H.C.S.
21	1	MF-72	Flat Point 1/2-13 UNC x 1
22	4	MF-15A	S.H.C.S. 1/4 - 20 UNC - 7/8
23	2	514-2-65C	Proximity Switch
24	1	5518P	DUST COVER
25	2	5518Q	FLOW CONTROL
26	1	MF-7	S.H.C.S. 10 - 24 UNC - 1 3/4
27	1	MF-186B	10-24UNC HEX NYLOCK NUT
28	2	MF-175	#10 FLAT WASHER
29	1	5518R	TARGET, PROXIMITY SENSOR, TOOL CHANGER - P69
30	1	5518G	PIVOT STOP PLATE, TOOL CHANGER - P69
31	2	MF-4	10-24UNC x 3/8" LG. S.H.C.S.
32	1	5519A	BASE (MACHINING), RIGHT HAND TOOL CHANGER - P69
33	2	MF-21A	5/16-18UNC x 1/2" LG. S.H.C.S.
34	4	MF-84B	4-40UNC x 7/8" LG. S.H.C.S.
35	1	650-3-46W	HEX LOCK NUT, 3/4-16UNF - P69 TOOL CHANGER
36	1	100-19	Washer
37	1	5531C	CYLINDER MOUNT SPACER, TOOL CHANGER - P69HD
38	1	5531B	LOWER CYLINDER MOUNT
39	3	11042Q	CAT 40 TOOL GRIPPER
40	3	11042R	CAT 40 TOOL INDEXER
41	6	11042S	CAT 40 GRIPPER INDEXING PIN
42	6	MF-15	1/4-20UNC x 1" LONG S.H.C.S.
43	1	650-3-61E	AIR CYLINDER
44	1	502-11-17Q	NIPPLE, LONG 1/8NPT x 1-1/2"
45	2	502-11-17A	ELBOW 90 DEG. 1/8NPT x 1/8NPT
46	1	502-11-17J	Nipple, Close 1/8" NPT

650-2-8E Surfacing Cutterhead Parts



6303B CBN Insert

Round, Double-Sided, 3/8" (9.525mm) IC, for Cutting Cast Iron (15% Discount on orders of 10 or more)



6303M PCD Insert

Round, 3/8" (9.525mm) IC, for Cutting Aluminum (15% Discount on orders of 10 or more)



6303K Coated Carbide Insert

Round, 3/8" (9.525mm) IC, for General Purpose Use



6303S CBN Insert

Round, 3/8" (9.525mm) IC, for Cutting Aluminum Blocks with Liners (15% Discount on orders of 10 or more)



6303U CBN Round Insert

Single Sided, 3/8" IC. For hard cast iron (15% Discount on orders of 10 or more)



P69AHD

Porting Tool Holders

PTH-250-CAT40 Parts



PTH-500-CAT40 Parts



PTH-625-CAT40 Parts



Combustion Chamber Tooling

EM-250 1/4" (19.05mm) Ballnose End Mill



Porting Tools


PT500-250-54

1/2 diameter shank X 1/4 diameter ball mill X 5.40" long (12.7 X 19.05 X 137.16mm)



PT500-250-60

1/2 diameter shank X 1/4 diameter ball mill X 6.00" long (12.7 X 19.05 X 152.4mm)




PT500-375-60

1/2 diameter shank X 3/8 diameter ball mill X 6.00" long (12.7 X 9.525 X 152.4mm)



PT625-375-54

5/8 diameter shank X 3/8 diameter ball mill X 5.40" long (15.875 X 9.525 X 137.16mm)




PT625-375-60

5/8 diameter shank X 3/8 diameter ball mill X 6.00" long (15.875 X 9.525 X 152.4mm)




PT625-375-64

5/8 diameter shank X 3/8 diameter ball mill X 6.40" long (15.875 X 9.525 X 165.56mm)



PT625-375-65

5/8 diameter shank X 3/8 diameter ball mill X 6.50" long (15.875 X 9.525 X 165.1mm)



PT625-375-70

5/8 diameter shank X 3/8 diameter ball mill X 7.00" long (15.875 X 9.525 X 177.8mm)



PT625-375-75

5/8 diameter shank X 3/8 diameter ball mill X 7.50" long (15.875 X 9.525 X 190.5mm)



PT625-750-68

5/8 diameter shank X 3/4 diameter ball mill X 6.80" long (15.875 X 19.05 X 172.72mm)



Porting Tools for Cast Iron

PT500-250-54CI

1/2 diameter shank X 1/4 diameter ball mill X 5.40" long (12.7 X 19.05 X 137.16mm)



PT500-250-60CI

1/2 diameter shank X 1/4 diameter ball mill X 6.00" long (12.7 X 19.05 X 152.4mm)



PT500-375-60CI

1/2 diameter shank X 3/8 diameter ball mill X 6.00" long (12.7 X 9.525 X 152.4mm)




PT625-375-54CI

5/8 diameter shank X 3/8 diameter ball mill X 5.40" long (15.875 X 9.525 X 137.16mm)




PT625-375-60CI

5/8 diameter shank X 3/8 diameter ball mill X 6.00" long (15.875 X 9.525 X 152.4mm)



PT625-375-64CI

5/8 diameter shank X 3/8 diameter ball mill X 6.40" long (15.875 X 9.525 X 165.56mm)



PT625-375-65CI

5/8 diameter shank X 3/8 diameter ball mill X 6.50" long (15.875 X 9.525 X 165.1mm)



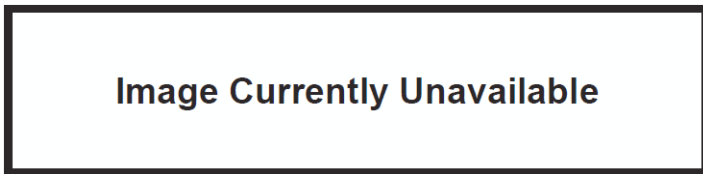
PT625-375-70CI

5/8 diameter shank X 3/8 diameter ball mill X 7.00" long (15.875 X 9.525 X 177.8mm)



PT625-750-68CI

5/8 diameter shank X 3/4 diameter ball mill X 6.80" long (15.875 X 19.05 X 172.72mm)



Porting Tools for Ductile Iron

PT625-375-65DI

5/8" shank - 3/8" ball - for ductile iron

Image Currently Unavailable

PT625-500-65DI

5/8" shank - 1/2" ball - for ductile iron

Image Currently Unavailable



DYNA-KOOL

Synthetic coolant concentrate - 5 gal (20 liter) (mix with water 20:1)









Boring/Sleeving/Chamfering/O-Ring Tooling

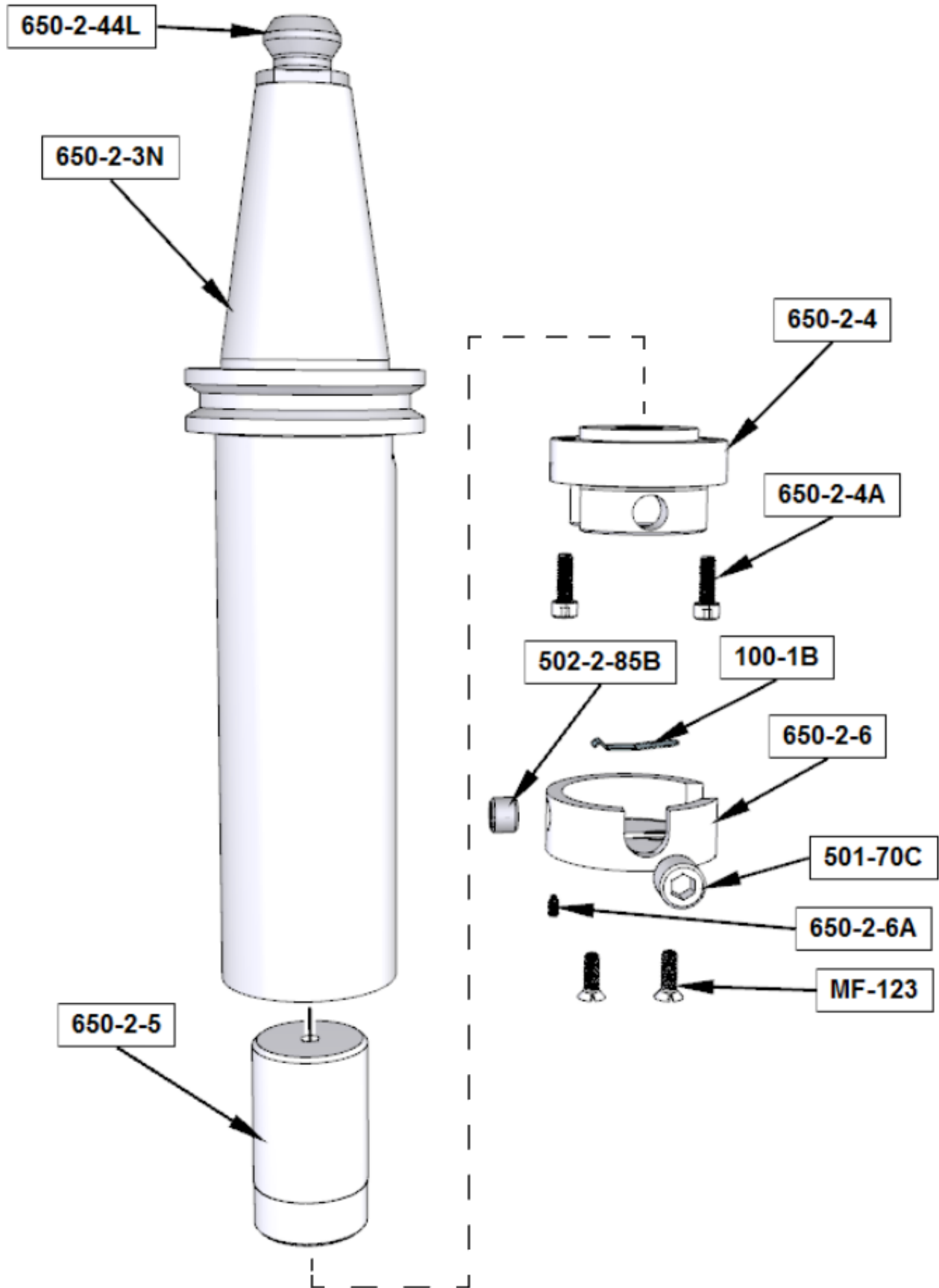
650-2-1D Cutterhead Package Components



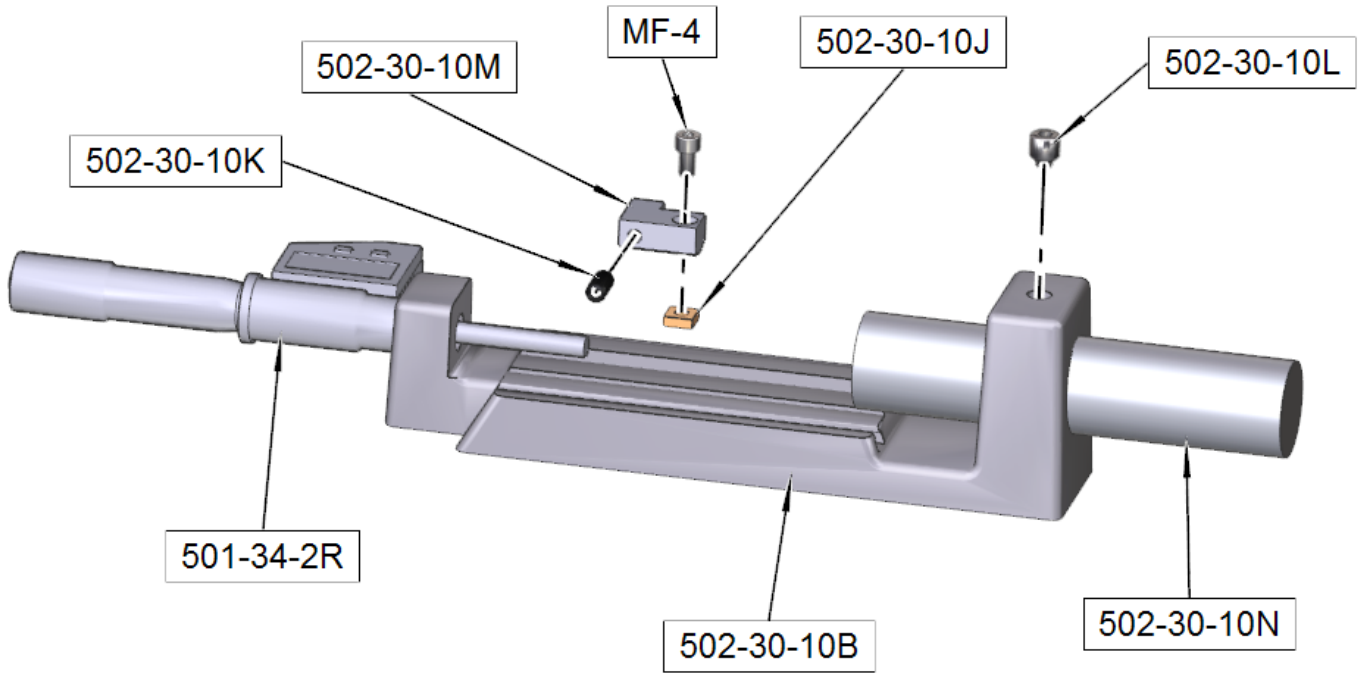
6801 Series



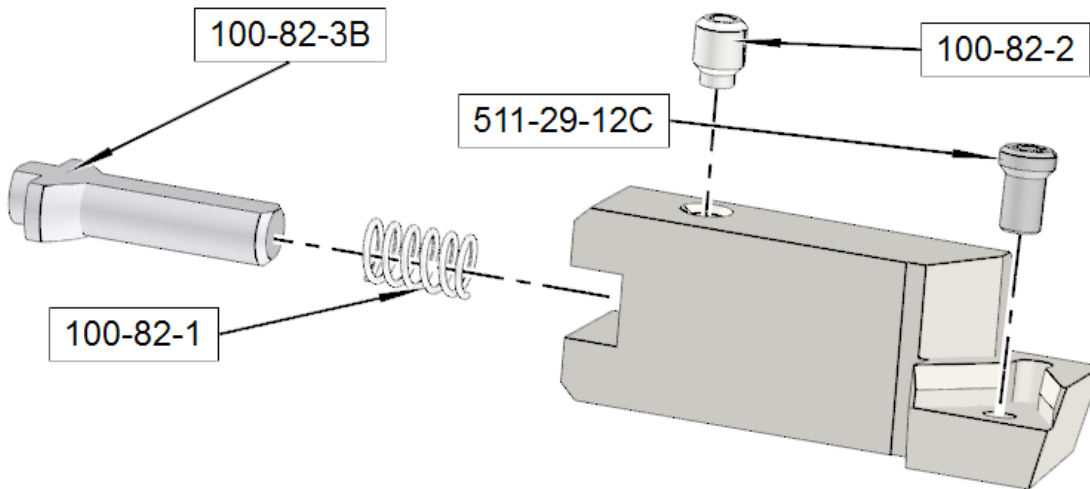
650-2-1E Cutterhead Assembly Parts



900-2-19 Micrometer Parts



6801 Series Insert Holder Parts




650-2-14B Cutterhead Package Components


650-2-14C



RT321




RT322



RS322




900-2-20




6260L



6593 Series




6520 Series



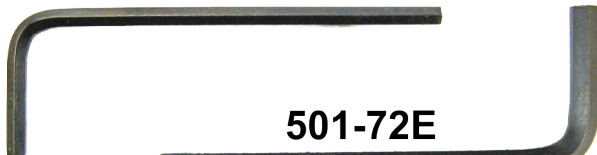
6598M




6260W




501-72B




501-72E



501-72




501-72J



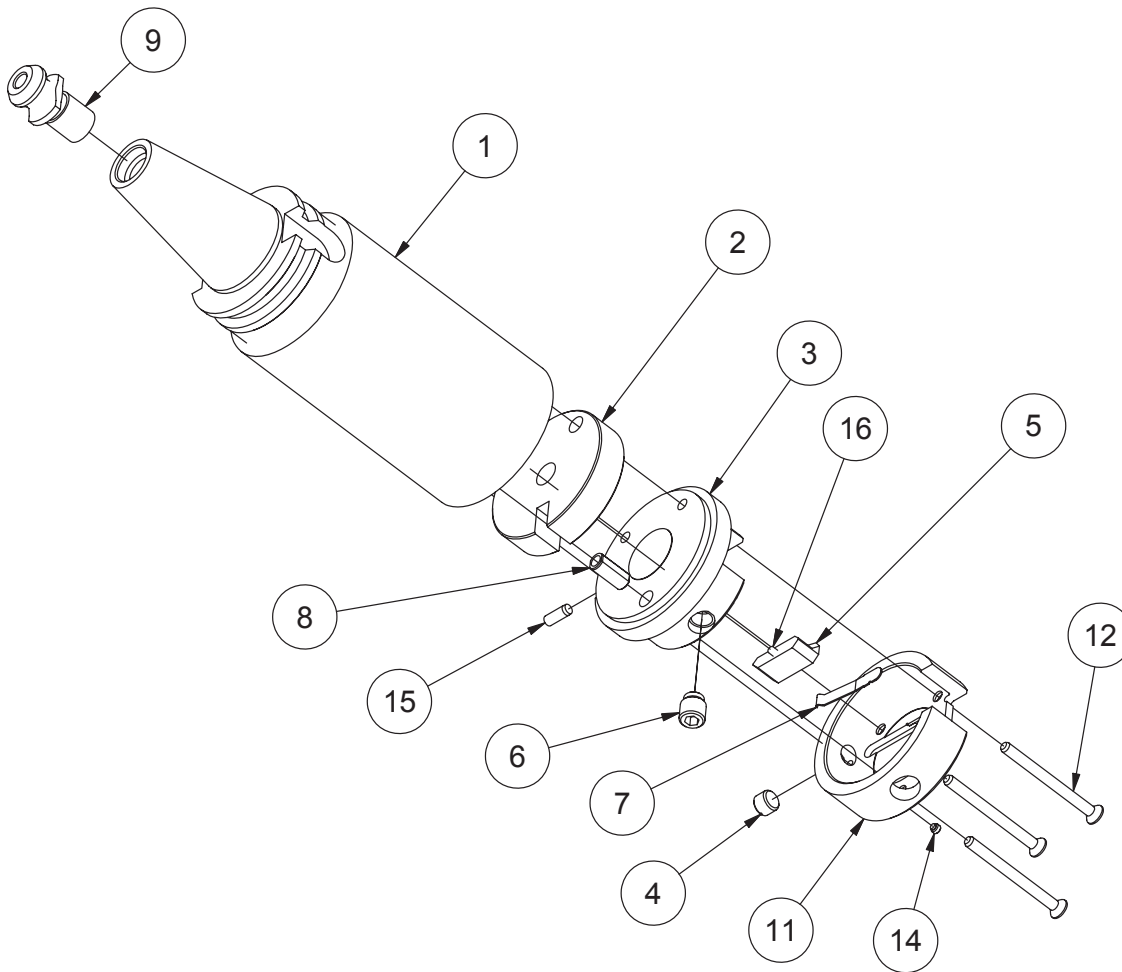
100-24



511-29-12D

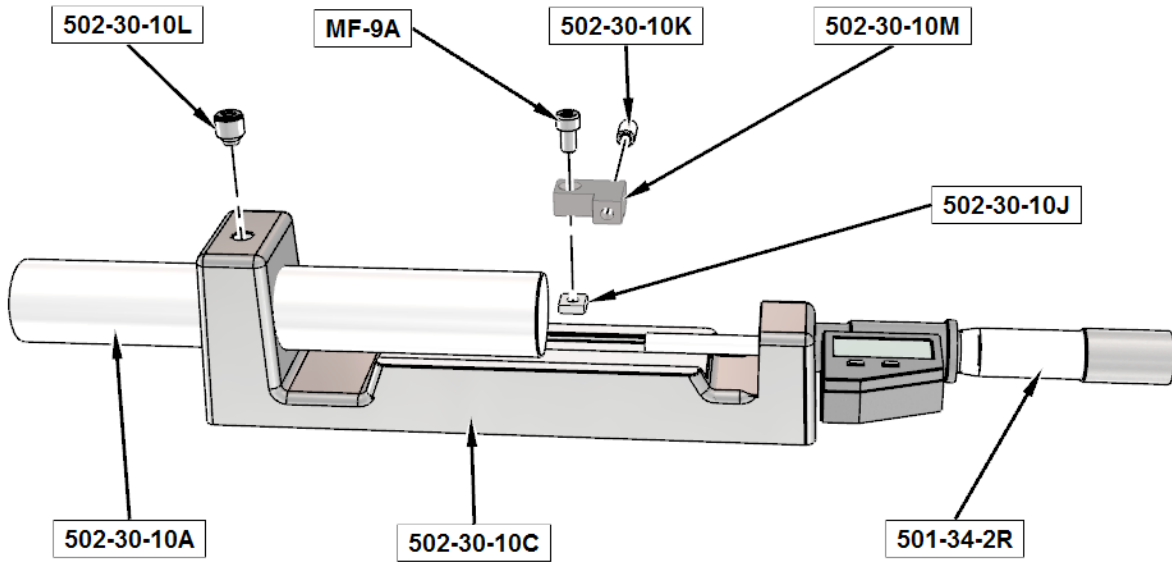


650-2-14C Cutterhead Parts

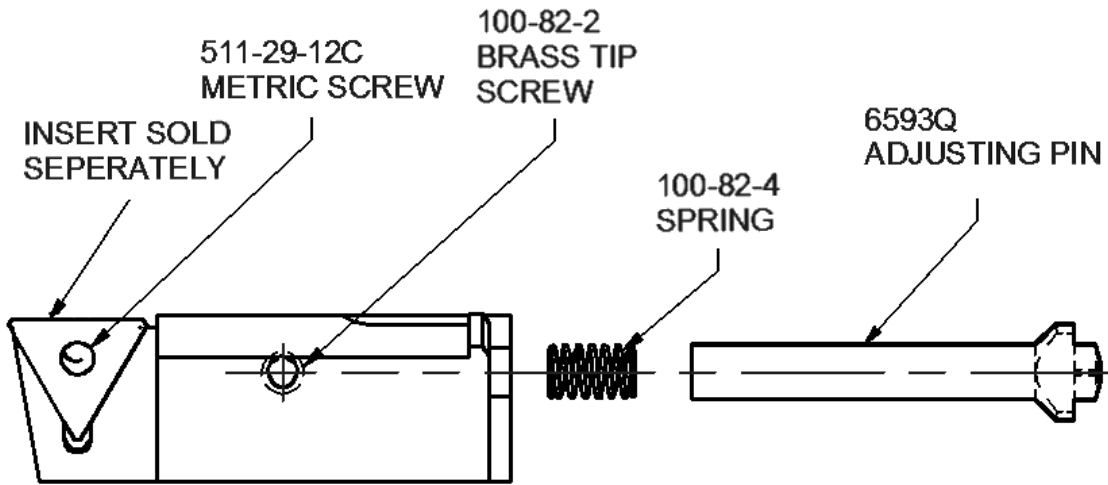


CUTTERHEAD ASSEMBLY W/O TOOLING 2.9" TO 5.0" x 7.0"			
ITEM	QTY	PART NUMBER	DESCRIPTION
1	1	650-2-15E	ADAPTER, 2.9" STUB BAR CAT 40 TAPER (INCH) F68A
2	1	6521	Counter Weight
3	1	650-2-16	BODY, 2.9" STUB BAR F60
4	1	502-2-85B	Index Screw
5	1	6263A	Tool Holder Clamp Screw
6	1	501-70A	Tool Holder Lock Screw ass'y
7	1	100-1A	Tool Lock Spring
8	1	502-2-45B	Bushing - Counterweight
9	1	650-2-44L	CAT40 RETENTION KNOB
11	1	650-2-17	Cap, 2.9" Stub Bar
12	3	MF-81C	Socket Flat Head 10-24 UNC x 2.25
14	1	502-12-4D	SOCKET SET SCREW, BRASS TIPPED 8-32 X 1/8
15	1	MF-196	3/16 x 1/2 Dowel Pin
16	1	MF-193C	1/8 x 3/8 Dowel Pin


900-2-20 Micrometer Parts



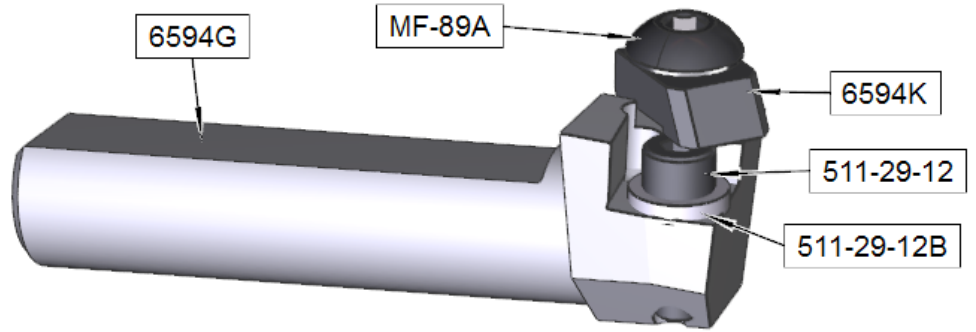
6593 Series Insert Holder Parts



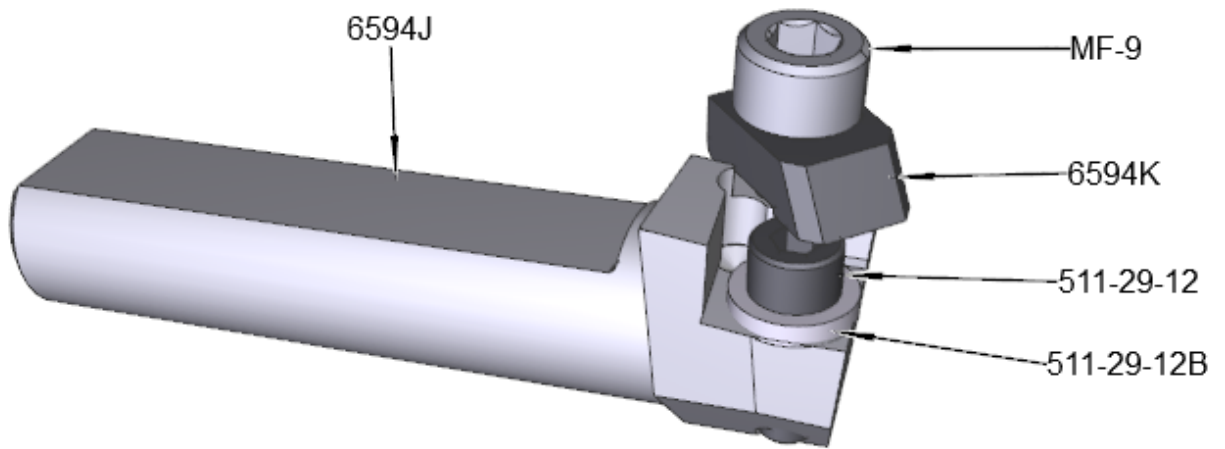
6520 Series Tool Holder Parts




6260L Insert Cartridge Parts



6260W Insert Cartridge Parts




6598M Insert Cartridge Parts




650-2-14F Cutterhead Package Components


650-2-14G



6593 Series





900-2-20



6520 Series





6260W





RT321

6598M




RT322

6260L




RS322


511-29-12D




501-72



501-72B



501-72J



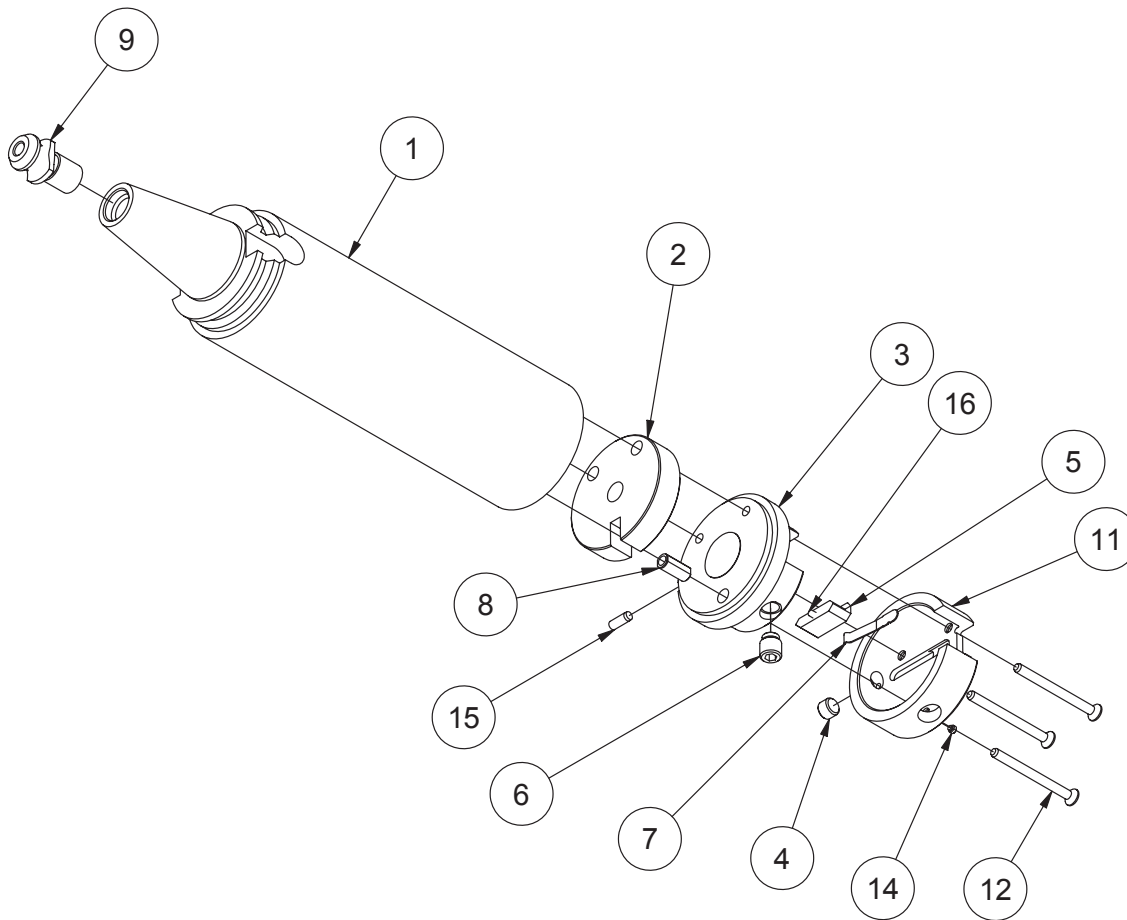
501-72E



100-24

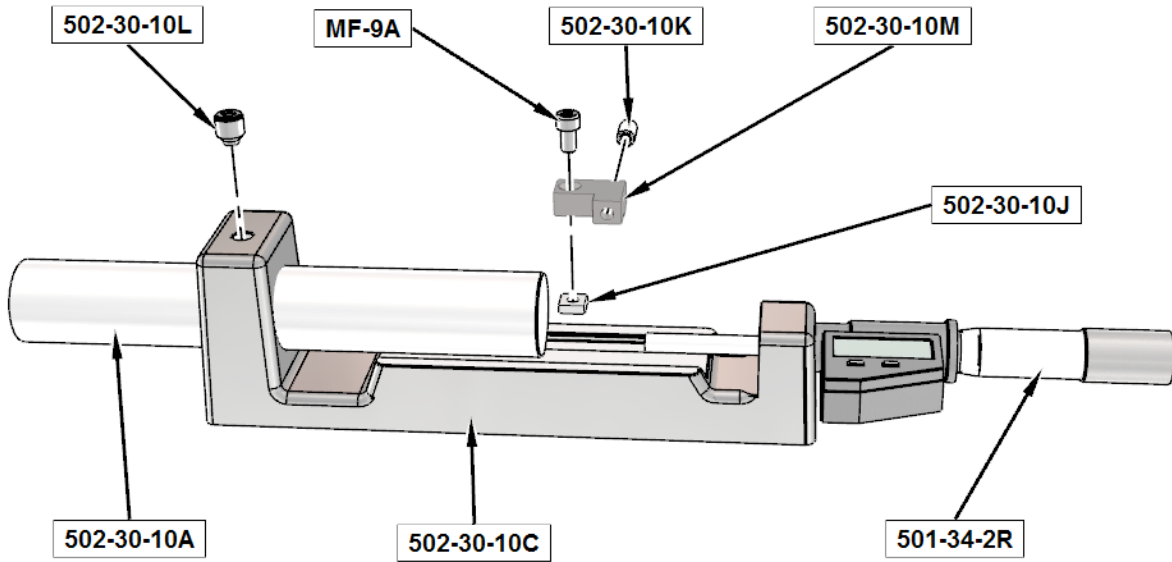


650-2-14G Cutterhead Parts

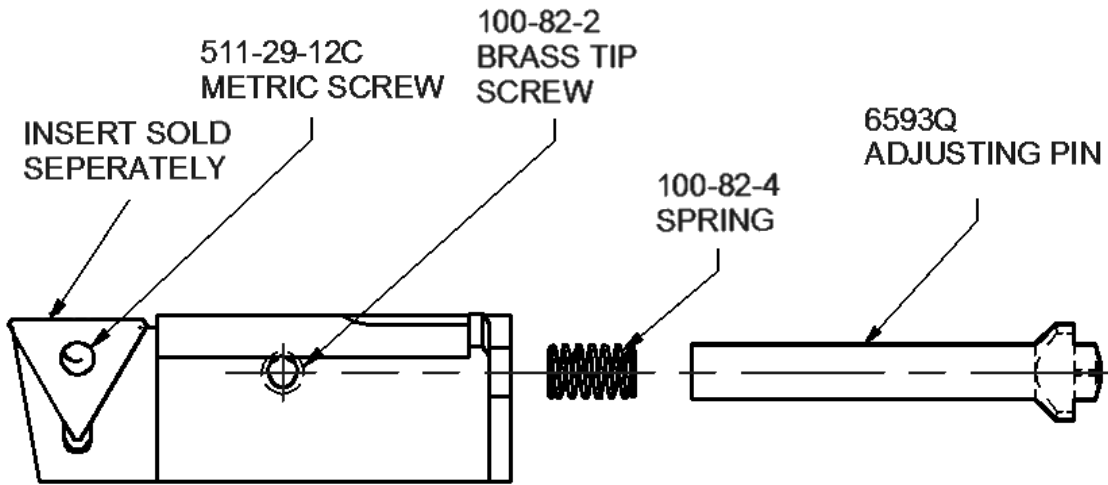


650-2-14G STUB BAR ASSEMBLY 2.9" TO 5.0" x 10" LG. CAT40(INCH) F68A			
ITEM	QTY	PART NUMBER	DESCRIPTION
1	1	650-2-15K	ADAPTER, 2.9" STUB BAR x 10" LG. CAT 40 TAPER (INCH) F68A
2	1	6521	Counter Weight
3	1	650-2-16	BODY, 2.9" STUB BAR F60
4	1	502-2-85B	Index Screw
5	1	6263A	Tool Holder Clamp Screw
6	1	501-70A	Tool Holder Lock Screw ass'y
7	1	100-1A	Tool Lock Spring
8	1	502-2-45B	Bushing - Counterweight
9	1	650-2-44L	CAT40 RETENTION KNOB
11	1	650-2-17	Cap, 2.9" Stub Bar
12	3	MF-81C	Socket Flat Head 10-24 UNC x 2.25
14	1	502-12-4D	SOCKET SET SCREW, BRASS TIPPED 8-32 X 1//8
15	1	MF-196	3/16 x 1/2 Dowel Pin
16	1	MF-193C	1/8 x 3/8 Dowel Pin


900-2-20 Micrometer Parts



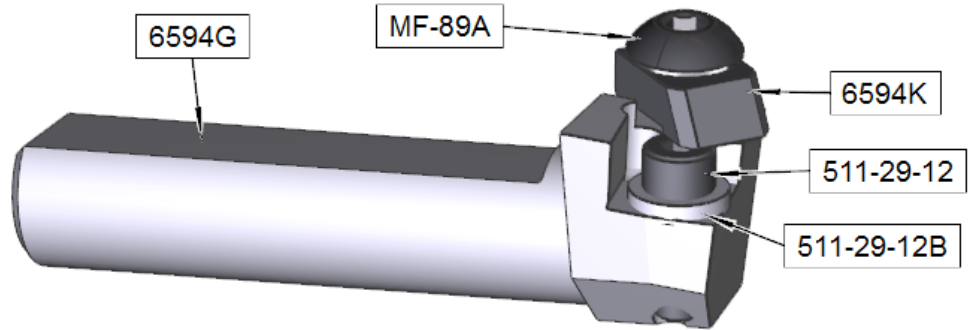
6593 Series Insert Holder Parts



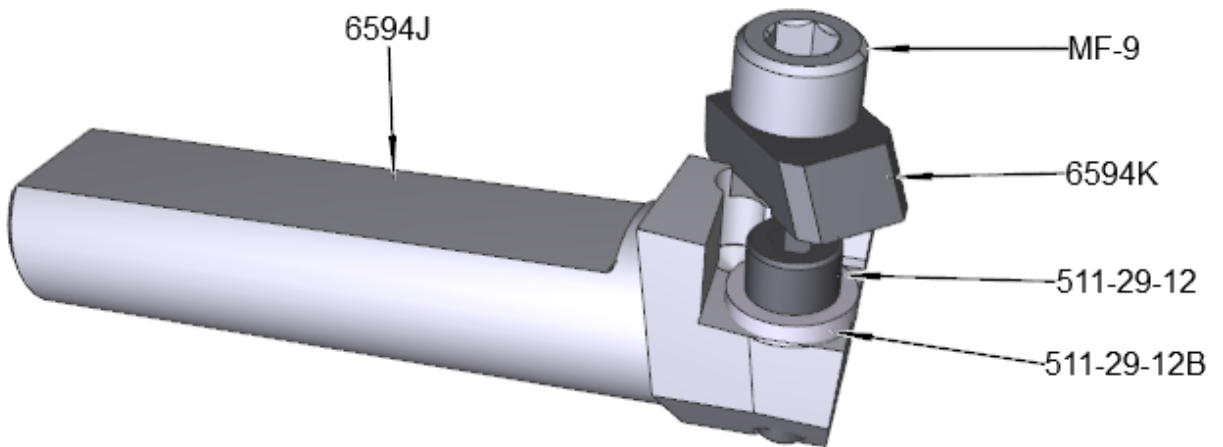
6520 Series Tool Holder Parts




6260L Insert Cartridge Parts



6260W Insert Cartridge Parts



6598M Insert Cartridge Parts




650-2-16D 1.400" (35.5mm) Spacer



Miscellaneous Tooling for 650-2-14B&F Cutterheads

501-29-6K PCD Tipped Triangular Insert

For Boring/Counterboring Aluminum



6513J Tool bit, Brazed Carbide

.037" Wide O Ring Grooving



6513L Tool bit, Brazed Carbide

.039" Wide O Ring Grooving



6513N Tool bit, Brazed Carbide

.060" Wide O Ring Grooving



6513P Tool bit, Brazed Carbide

.085" Wide O Ring Grooving

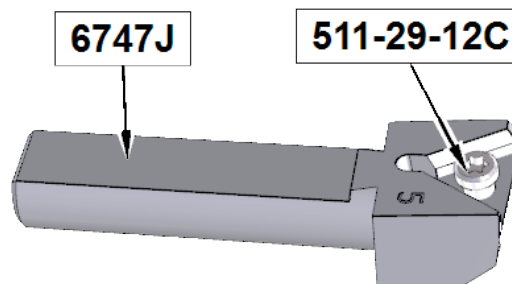


6513Q Tool bit, Brazed Carbide


.120" Wide O Ring Grooving



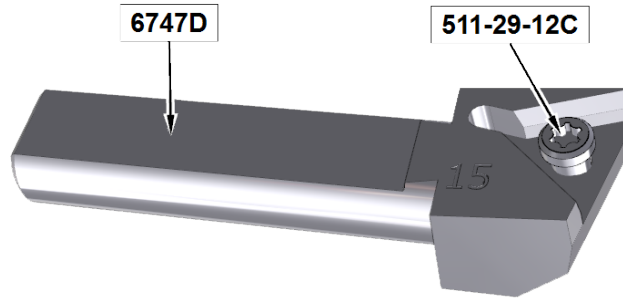
6747K Cartridge Assembly Parts



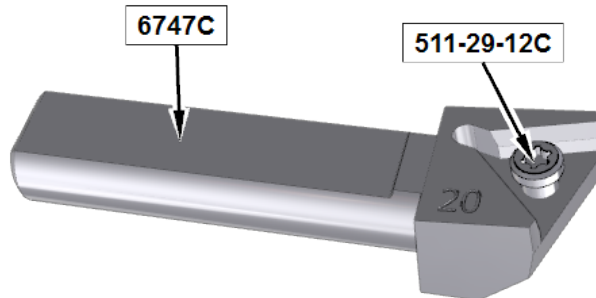
6747P Cartridge Assembly Parts



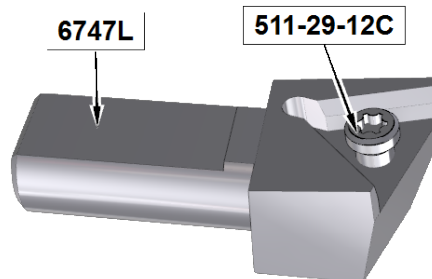
6747G Cartridge Assembly Parts




6747F Cartridge Assembly Parts



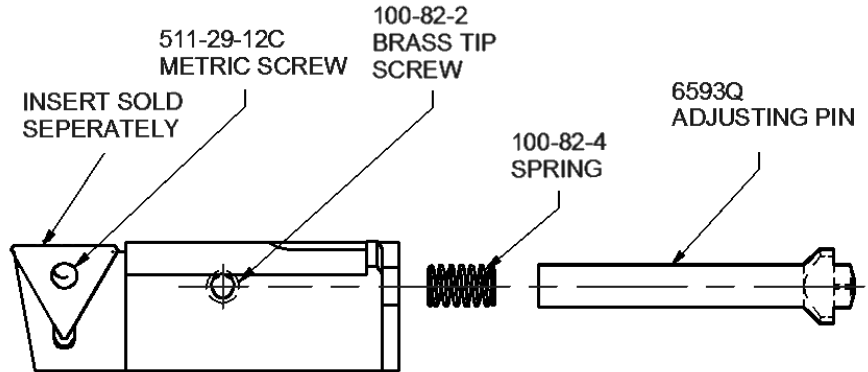
6747M Cartridge Assembly Parts











6747H Cartridge Assembly Parts



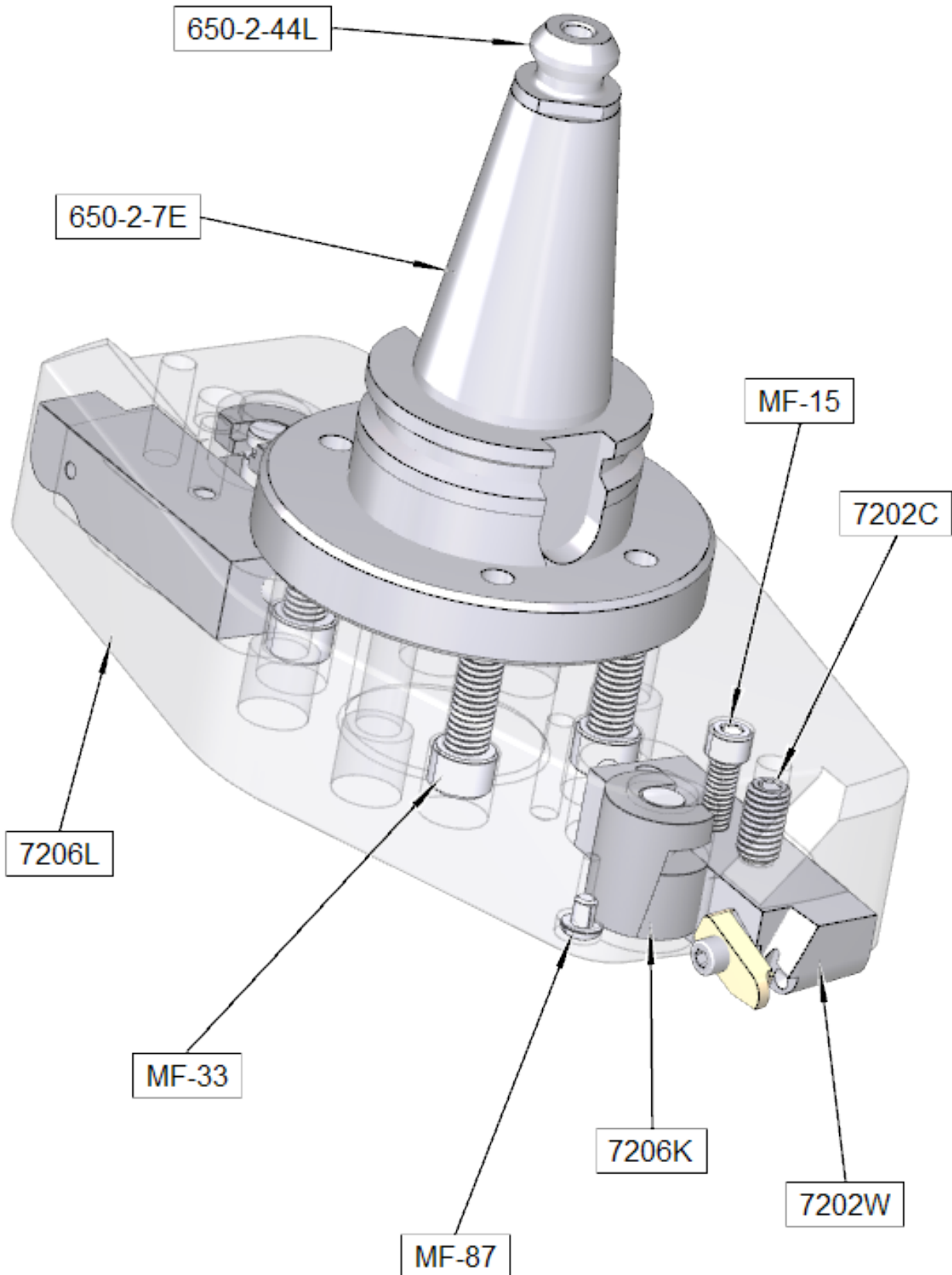
6593 Series Cartridge Assembly Parts



Inserts

<p>RT211 Insert, Triangular 1/4" (6.35mm) 1/64" (.397mm) radius, 1/4" triangular Insert holders only, general purpose and sleeving (10% Discount on orders of 10-49, 20% Discount on orders of 50 or more)</p> 	<p>RT212 Insert, Triangular 1/4" (6.35mm) 1/32" (.787mm) radius, 1/4" triangular Insert holders only, general purpose and sleeving (10% Discount on orders of 10-49, 20% Discount on orders of 50 or more)</p> 
<p>RT321 Insert, Triangular Positive rake, 3/8" (9.525mm) 1/64" (.397mm) radius, general purpose and sleeving (10% Discount on orders of 10-49, 20% Discount on orders of 50 or more)</p> 	<p>RT322 Insert, Triangular Positive rake, 3/8" (9.525mm) 1/32" (.787mm) radius, general purpose and sleeving (10% Discount on orders of 10-49, 20% Discount on orders of 50 or more)</p> 
<p>RT321F Insert, Triangular Positive rake, 3/8" 1/64" Radius, Precision Counterboring (10% Discount on orders of 10-49, 20% Discount on orders of 50 or more)</p> 	<p>RT322F Insert, Triangular Positive rake, 3/8" 1/32" Radius, Precision Counterboring (10% Discount on orders of 10-49, 20% Discount on orders of 50 or more)</p> 
<p>RS322 Insert, Square Negative rake, 1/32" (.787mm) radius, 3/8" (9.525mm) IC, black ceramic coated for high speed oversize thru boring (10% Discount on orders of 10-49, 20% Discount on orders of 50 or more)</p> 	<p>6303B CBN Insert, Round Double-Sided, 3/8" (9.525mm) IC, for Cutting Cast Iron (15% Discount on orders of 10 or more)</p> 

650-2-8E Surfacing Flycutter Parts



<p>6303M PCD Insert, Round 3/8" (9.525mm) IC, for Cutting Aluminum (15% Discount on orders of 10 or more)</p> 	<p>6303K Coated Carbide Insert, Round 3/8" (9.525mm) IC, for General Purpose Use</p> 	<p>6303S CBN Insert, Round 3/8" (9.525mm) IC, for Cutting Aluminum Blocks with Liners (15% Discount on orders of 10 or more)</p> 
--	---	---

650-2-60N Setting Fixture for 650-2-60B Lifter Tooling Package Components

Assembly Image and Parts List are unavailable at this time.


Please visit the service tab of our web page at [Send a Service Request to www.rottlermfg.com](http://www.rottlermfg.com) or contact the Rottler Factory Service at service@rottlermfg.com for assistance and your service request.

You may also call Rottler at 1-800-452-0534 or 1-253-872-7050

Please ensure you have the Machine Model and Serial Number available when contacting Rottler for Service

650-2-60B Lifter Bore Tooling Kit Components

650-2-60C



650-2-60D



650-2-60K



650-2-60J



650-2-60E



650-2-60F



650-2-60H



650-2-60G



650-2-20C



650-2-20L





650-2-44L




650-2-60L

650-2-44A



650-2-60M

511-29-12F



T8D




Tooling for Stroker Clearancing/Notching

650-2-45H Roughing End Mill

1" (25.4mm) diameter X 8 1/2" (216mm) long for block stroker clearance



650-2-44A End Mill Adapter Parts



650-2-53 Splayed 4 Bolt Main Cap Machining Tooling Package Components





Main Line Bore Tooling

6753QX Main Line Bore 90 Degree Right Angle Drive Assembly Parts

Assembly Image and Parts List are unavailable at this time.

Please visit the service tab of our web page at Send a Service Request to www.rottlermfg.com or contact the Rottler Factory Service at service@rottlermfg.com for assistance and your service request.

You may also call Rottler at 1-800-452-0534 or 1-253-872-7050

Please ensure you have the Machine Model and Serial Number available when contacting Rottler for Service

650-2-38GX Special Belt Drive 90 Degree Right Angle Drive Assembly Parts

Assembly Image and Parts List are unavailable at this time.

Please visit the service tab of our web page at Send a Service Request to www.rottlermfg.com or contact the Rottler Factory Service at service@rottlermfg.com for assistance and your service request.

You may also call Rottler at 1-800-452-0534 or 1-253-872-7050

Please ensure you have the Machine Model and Serial Number available when contacting Rottler for Service

650-2-39B Cutterhead Package Components




650-2-39F

RT321F



6801 Series




B

C


D

E


F



900-2-19




511-29-12F



501-72



T8D




RT211




RT212



RT322F



511-29-12F

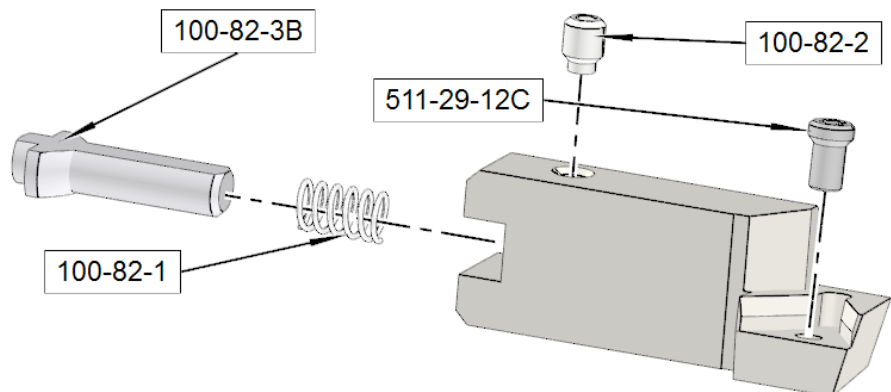


RT321

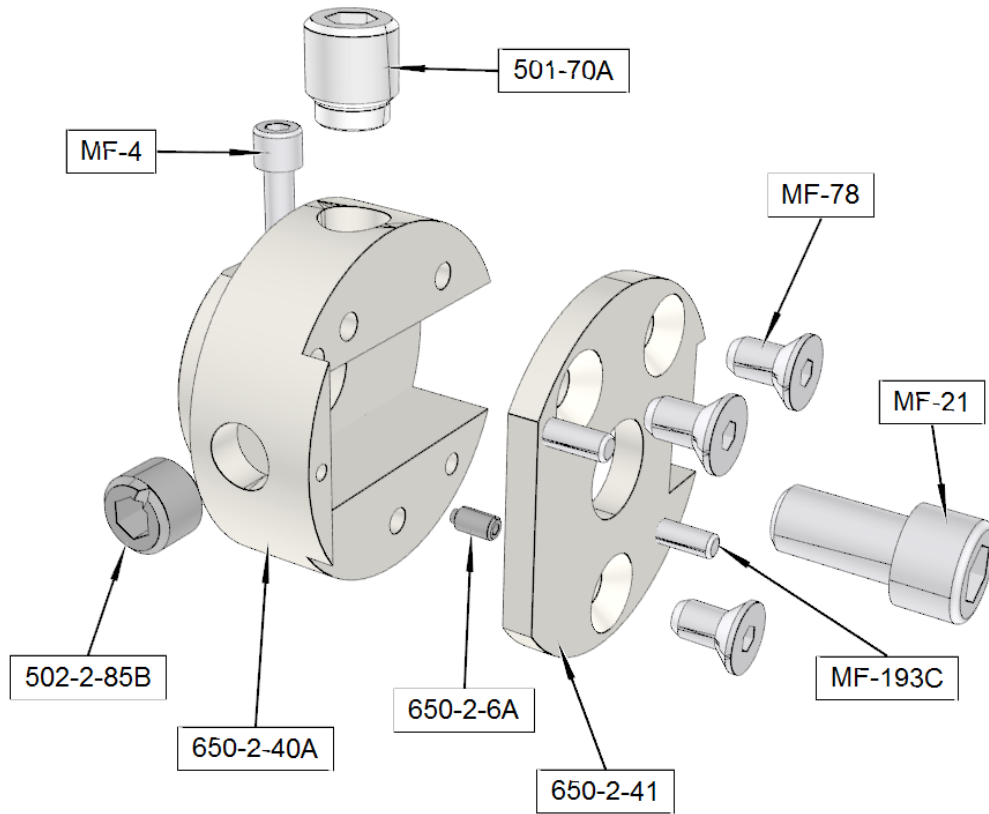


RT322

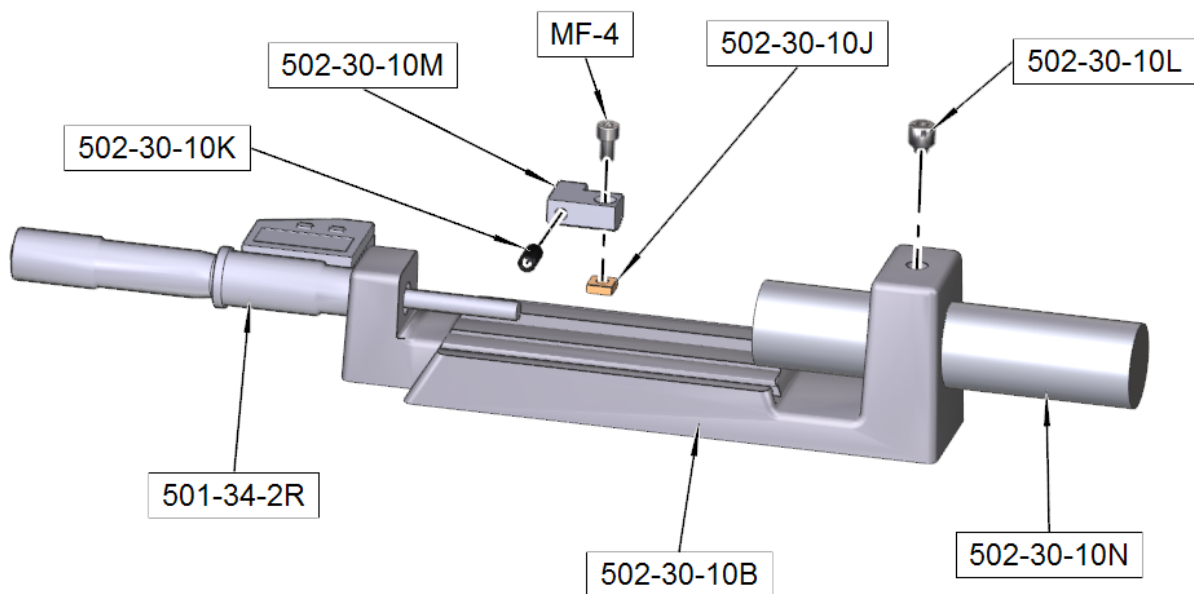
6801 Series Insert Holder Parts



650-2-39F Cutterhead Parts




900-2-19 Micrometer Parts




650-2-39C Cutterhead Package Components


650-2-39G



RT321



RT322




RT321F




RT322F




501-72




900-2-19



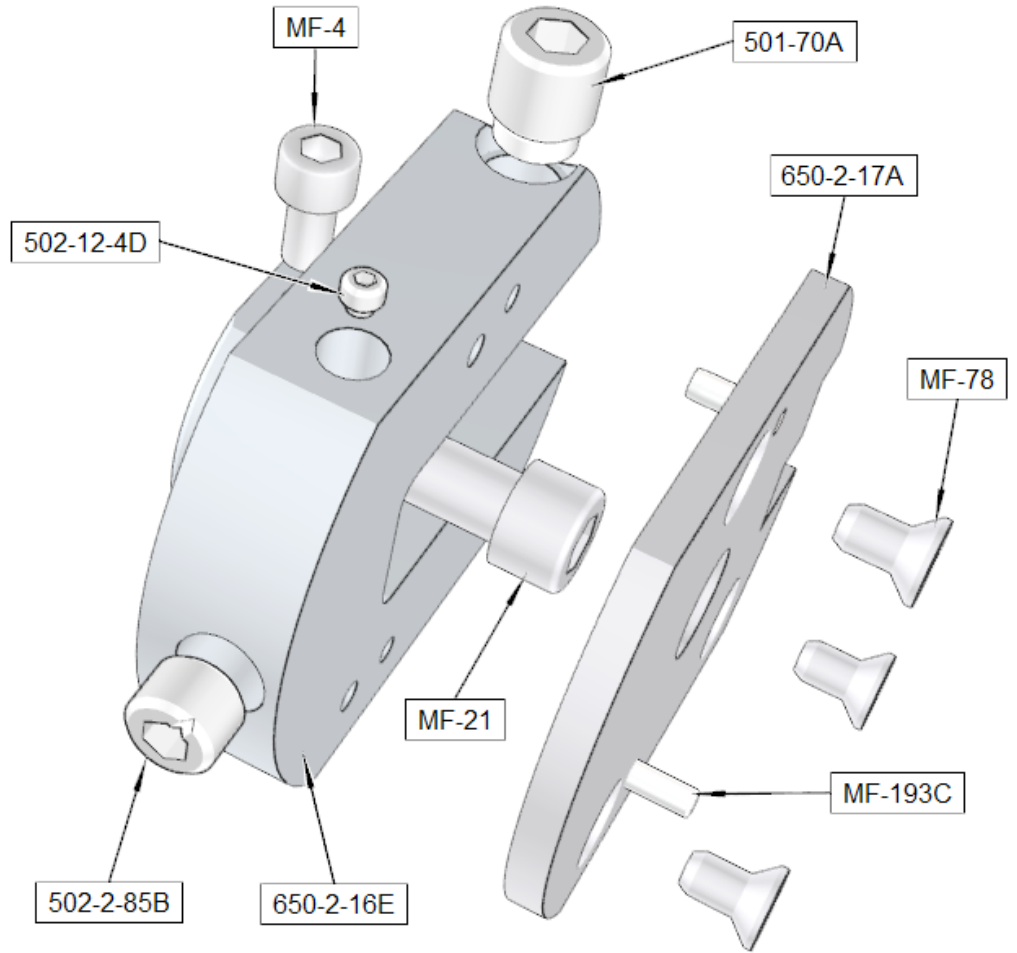
511-29-12D



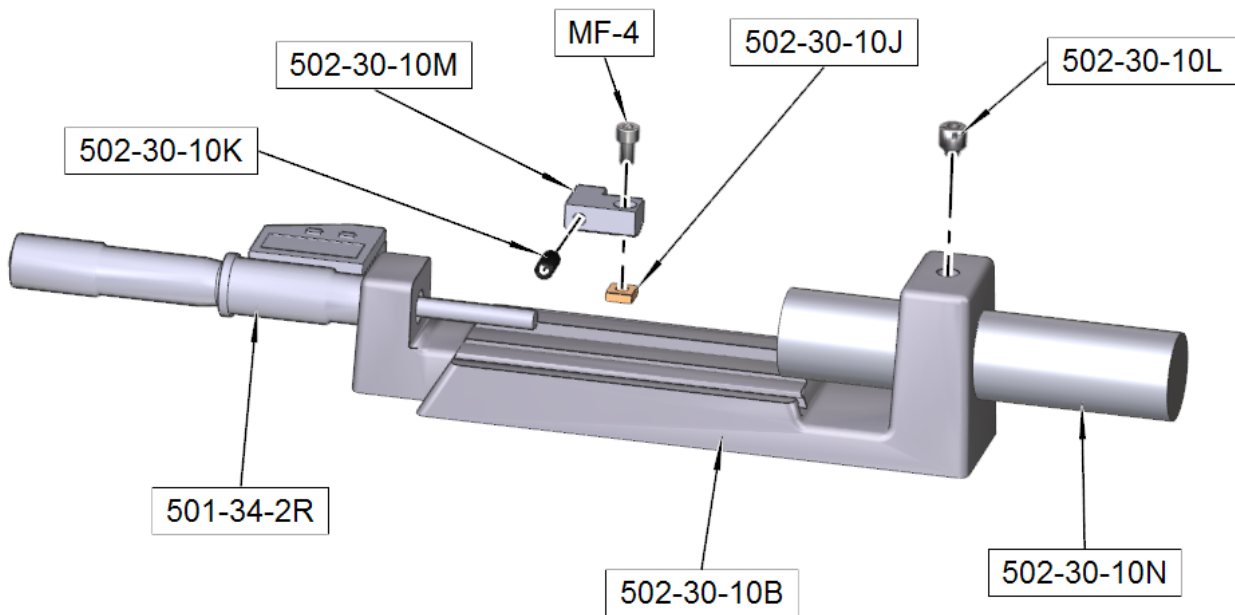
6801 Series



650-2-39G Cutterhead Parts

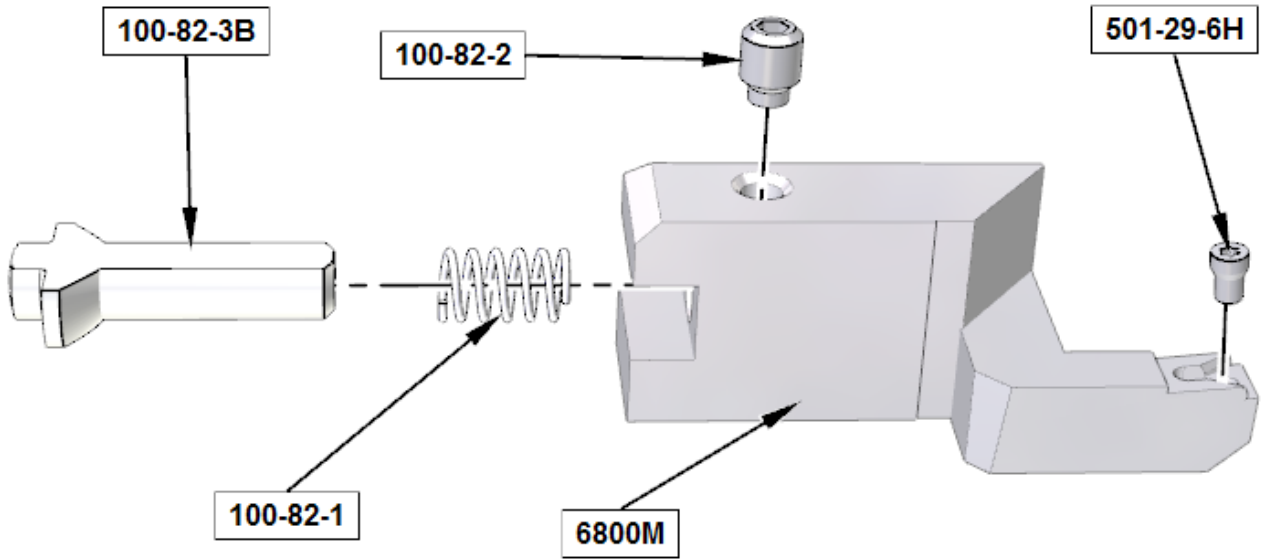


900-2-19 Micrometer Parts




Special Main Line Boring Thrust Facing Tooling

6801M Indexable Insert Tool Holder Parts



501-29-6G Insert, Triangular

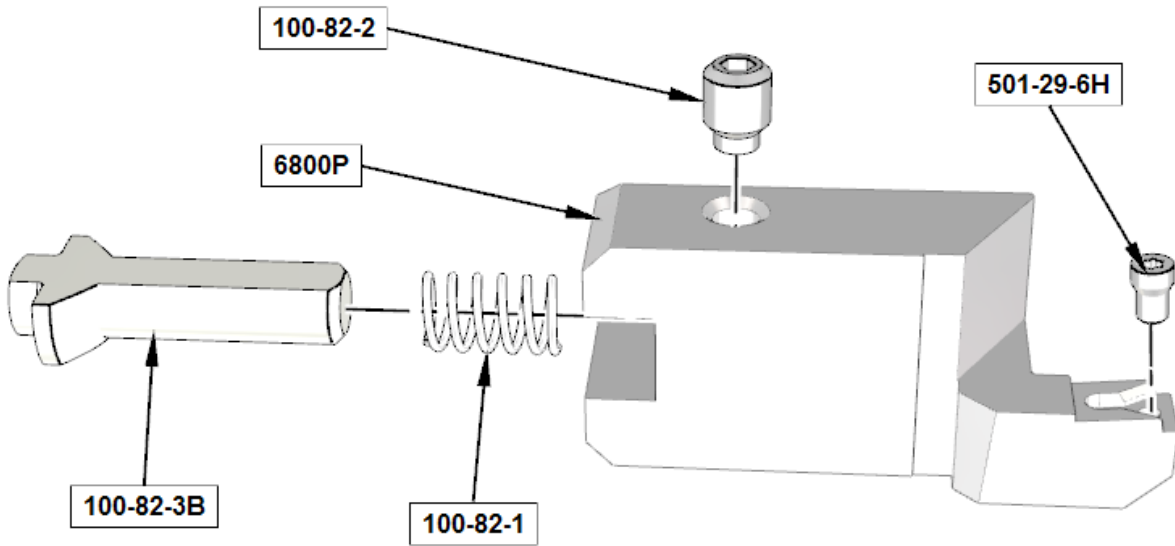
.160 IC 1/64" (.397mm) Radius



501-29-6H Insert Screw



6801P Indexable Insert Tool Holder Parts

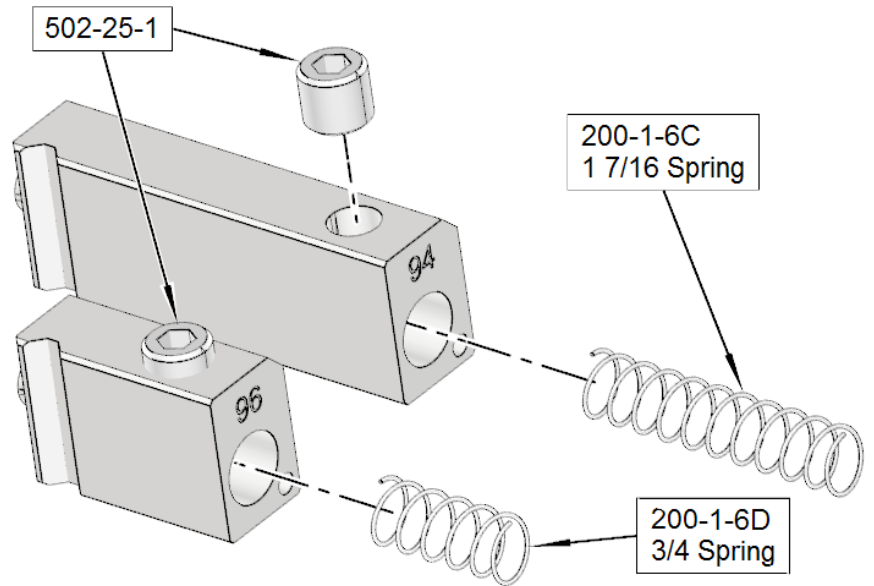



Special Main Line Boring Chamfering Tooling

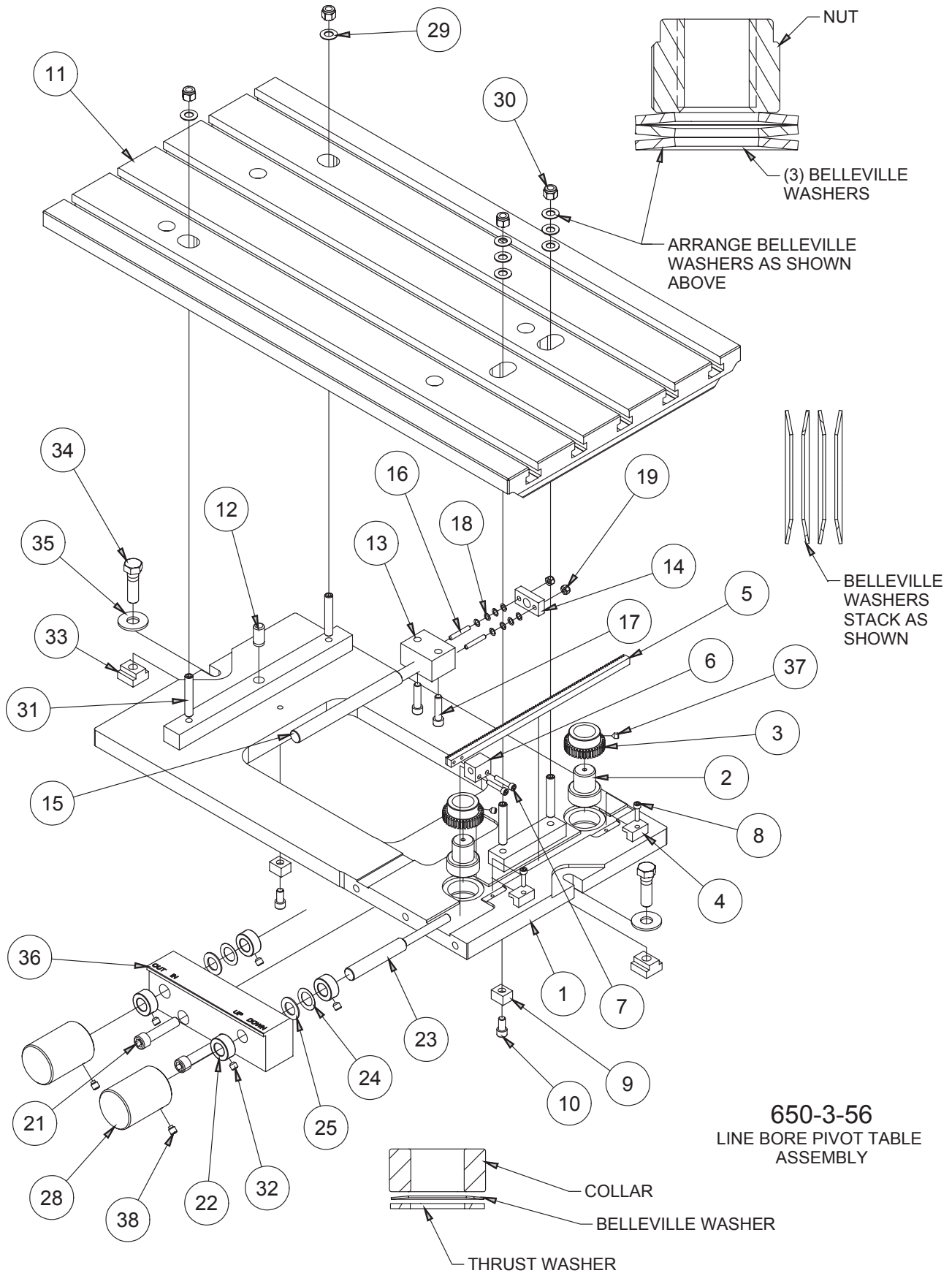
199-90 Tool holder Parts

199-96 Tool holder Parts

501-33E Tool bit, 45-Degree Chamfer



650-3-56 Line Bore Pivot Table Parts



650-3-56
LINE BORE PIVOT TABLE
ASSEMBLY

650-3-56 LINE BORE PIVOT TABLE ASSEMBLY			
ITEM	QTY	PART NUMBER	DESCRIPTION
1	1	650-3-56C	LINE BORE PIVOT TABLE ASSEMBLY
2	2	650-3-56D	JACK SCREW - PIVOT TABLE
3	2	650-3-56F	GEAR, JACK SCREW - PIVOT TABLE
4	2	650-3-56K	RETAINER, RACK - PIVOT TABLE
5	1	650-3-56V	RACK - PIVOT TABLE
6	1	650-3-56W	THREADED BLOCK - PIVOT TABLE
7	2	MF-6A	10-24UNC x 1" LG. S.H.C.S.
8	2	MF-6	10-24UNC x 3/4" LG. S.H.C.S.
9	2	650-3-9	Key
10	2	MF-21	5/16-18UNC x 5/8" LG. S.H.C.S.
11	1	650-3-56A	TABLE TOP - PIVOT TABLE
12	1	MF-213B	1/2" x 1" LG. DOWEL PIN
13	1	650-3-56N	THREADED BLOCK, PIVOT - PIVOT TABLE
14	1	650-3-56R	LOCK PLATE - PIVOT TABLE
15	1	650-2-29D	SHAFT, ROTATE ADJUST - PIVOT TABLE
16	2	MF-57A	10-24UNC x 1-1/4" LG. SOCKET SET SCREW
17	2	MF-24	5/16-18UNC x 1-1/4" LG. S.H.C.S.
18	8	650-3-56Q	BELLEVILLE SPRING
19	2	MF-186B	10-24UNC HEX NYLOCK NUT
21	2	MF-40A	7/16-14UNC x 2" LG. S.H.C.S.
22	4	7199E	COLLAR 1/2"
23	1	650-3-56U	lift Adjust Shaft
24	2	650-3-56S	Belleville spring Reid BDB-65
25	2	514-7-20	THRUST WASHER
28	2	650-2-29E	HANDLE
29	8	650-2-28P	BELLEVILLE WASHER
30	4	MF-187B	3/8-16UNC NYLOCK NUT
31	4	MF-75B	3/8-16UNC x 2-1/4" LG. SOCKET SET SCREW
32	4	6863	5/16-18 x 5/16" LG. CONE POINT SET SCREW
33	2	650-3-10	TN-5 T-Nut
34	2	MF-137F	1/2-13UNC x 1-3/4" LG. HEX BOLT
35	2	MF-180	1/2" FLAT WASHER
36	1	650-3-56L	CONTROL BLOCK - PIVOT TABLE
37	2	MF-59B	1/4-20UNC x 5/16" CONE POINT SET SCREW
38	2	504-29-36	5/16-18UNC x 5/8" LG. SOCKET HALF DOG SET SCREW